

## HSBC ISLAMIC FUNDS

# HSBC ISLAMIC GLOBAL EQUITY INDEX FUND

Marketing communication | Monthly report 31 May 2025 | Share class AC

This product is based overseas and is not subject to UK sustainable investment labelling and disclosure requirements.

### Investment objective

The Fund aims to track as closely as possible the performance of the Dow Jones Islamic Market Titans 100 Index (the Islamic Index).

### Investment strategy

The Index is comprised of the shares of companies in emerging and developed markets that are based anywhere in the world. The Fund will be passively managed and will aim to invest in the shares of the companies in generally the same proportion as in the Index. The shares are selected by filtering the Index universe through screens for business activities and financial ratios to remove stocks that are not Shariah compliant. The Fund will only invest in shares of companies that meet Shariah compliance principles as interpreted or approved by the Shariah Committee. The Shariah Committee monitors the Fund throughout the year and issues an annual Shariah certificate on the Fund's compliance with Shariah principles. This certificate is included in the annual report of the Fund as confirmation of the Shariah compliance for that year. The Fund will not invest in derivatives.

### Main risks

- The value of investments and any income from them can go down as well as up and investors may not get back the amount originally invested
- Investing in assets denominated in a currency other than that of the investor's own currency exposes the value of the investment to exchange rate fluctuations
- Where overseas investments are held the rate of currency exchange may cause the value of such investments to go down as well as up.

### Share class details

#### Key metrics

NAV per share	<b>USD 29.57</b>
Performance 1 month	<b>6.89%</b>
Volatility 3 years	<b>17.08%</b>

#### Fund facts

UCITS V compliant	<b>Yes</b>
UK reporting fund status (UKRS)	<b>Yes</b>
ISA eligible	<b>Yes</b>
Dividend treatment	<b>Accumulating</b>
Dealing frequency	<b>Daily</b>
Valuation time	<b>23:00 Luxembourg</b>
Share class base currency	<b>USD</b>
Domicile	<b>Luxembourg</b>
Inception date	<b>13 November 2009</b>
Fund size	<b>USD 2,254,138,188</b>
Reference benchmark	<b>100% Dow Jones Islamic Market Titans 100 Net Total Return Index</b>

#### Fees and expenses

Minimum initial investment <sup>1</sup>	<b>USD 5,000</b>
Ongoing charge figure <sup>2</sup>	<b>0.965%</b>

#### Codes

ISIN	<b>LU0466842654</b>
Bloomberg ticker	<b>HSBCGLA LX</b>
SEDOL	<b>B99B2D3</b>

<sup>1</sup>Please note that initial minimum subscription may vary across different distributors  
<sup>2</sup>Ongoing Charges Figure is based on expenses over a year. The figure includes annual management charge but not the transaction costs. Such figures may vary from time to time.

**Past performance does not predict future returns. The figures are calculated in the share class base currency, dividend reinvested, net of fees.**

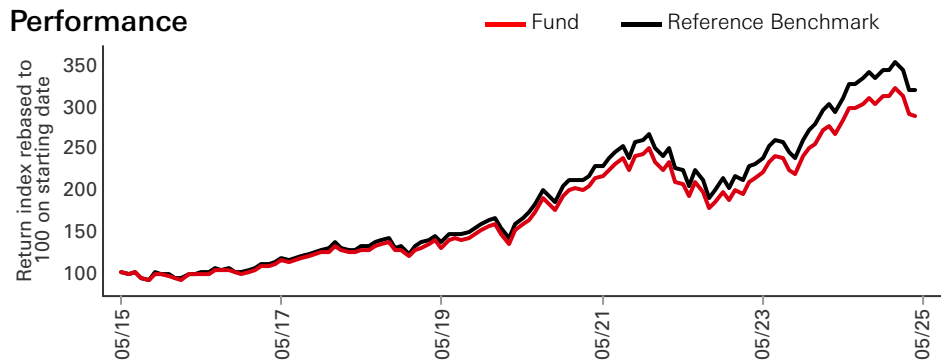
**This is a marketing communication. Please refer to the prospectus and to the KID before making any final investment decisions.**

**For definition of terms, please refer to the Glossary QR code and Prospectus.**

**Until 29 January 2018 the name of the fund was HSBC Amanah Global Equity Index Fund**

**Source: HSBC Asset Management, data as at 31 May 2025**

Performance



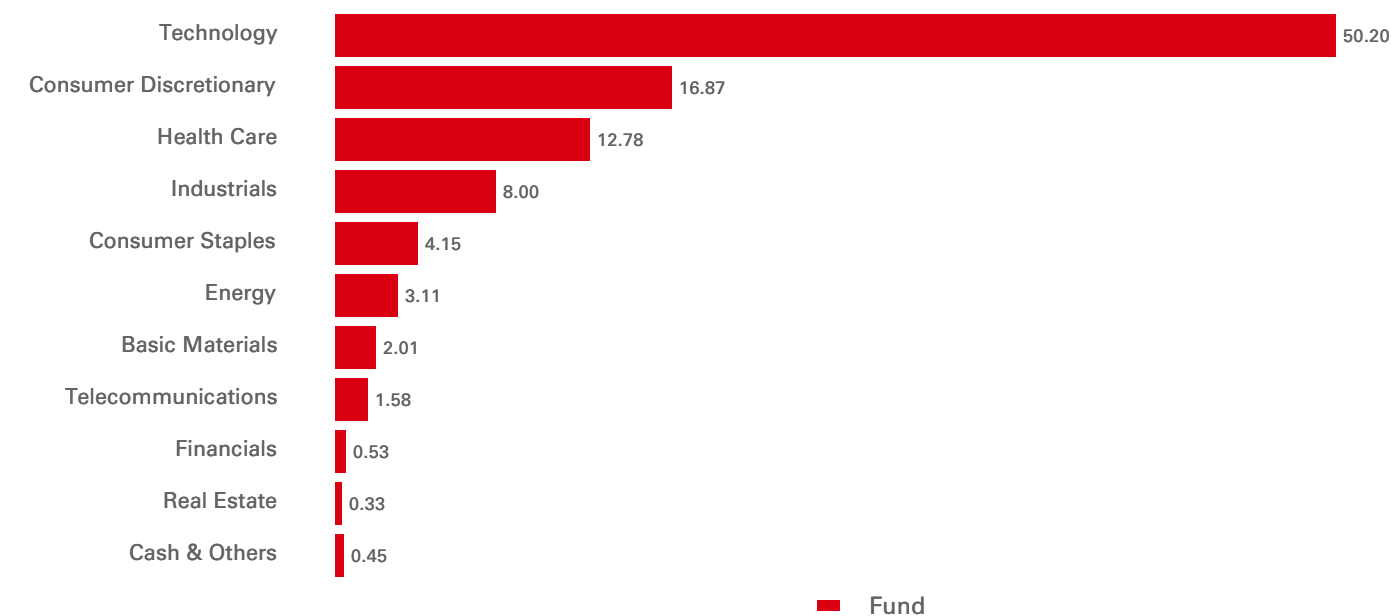
Performance (%)	YTD	1 month	3 months	6 months	1 year	3 years ann	5 years ann	10 years ann
<b>AC</b>	<b>-1.23</b>	<b>6.89</b>	<b>-0.83</b>	<b>-0.98</b>	<b>9.60</b>	<b>14.35</b>	<b>14.37</b>	<b>11.92</b>
Reference Benchmark	-0.78	6.99	-0.60	-0.45	10.68	15.46	15.54	13.05
Tracking difference	-0.45	-0.11	-0.23	-0.54	-1.08	-1.11	-1.17	-1.13
Tracking error	--	--	--	--	0.14	0.15	0.14	--

Rolling performance (%)	31/05/24-31/05/25	31/05/23-31/05/24	31/05/22-31/05/23	31/05/21-31/05/22	31/05/20-31/05/21	31/05/19-31/05/20	31/05/18-31/05/19	31/05/17-31/05/18	31/05/16-31/05/17	31/05/15-31/05/16
<b>AC</b>	<b>9.60</b>	<b>28.29</b>	<b>6.33</b>	<b>-3.84</b>	<b>36.13</b>	<b>21.41</b>	<b>2.14</b>	<b>12.03</b>	<b>15.63</b>	<b>-1.95</b>
Reference Benchmark	10.68	29.67	7.24	-2.81	37.65	22.61	3.13	13.13	16.80	-0.92

Equity characteristics	Fund	Reference Benchmark
No. of holdings ex cash	100	100
Average market cap (USD Mil)	1,332,407	1,331,847
Price/earning ratio	25.21	25.21

Benchmark information	
Index name	100% Dow Jones Islamic Market Titans 100 Net Total Return Index
Index currency	USD
Benchmark type	Net Return


Sector allocation (%)



Past performance does not predict future returns. The figures are calculated in the share class base currency, dividend reinvested, net of fees.

Source: HSBC Asset Management, data as at 31 May 2025

**Geographical allocation (%)**



Top 10 holdings	Location	Sector	Weight (%)
Microsoft Corp	United States	Technology	9.28
NVIDIA Corp	United States	Technology	9.02
Apple Inc	United States	Technology	7.15
Amazon.com Inc	United States	Consumer Discretionary	6.34
Alphabet Inc	United States	Technology	5.96
Meta Platforms Inc	United States	Technology	4.65
Broadcom Inc	United States	Technology	3.72
Tesla Inc	United States	Consumer Discretionary	3.18
Visa Inc	United States	Industrials	2.06
Eli Lilly & Co	United States	Health Care	1.91

## Risk disclosures


- The value of investible securities can change over time due to a wide variety of factors, including but not limited to: political and economic news, government policy, changes in demographics, cultures and populations, natural or human-caused disasters etc.
- To the extent that the Fund seeks to replicate index performance by holding individual securities, there is no guarantee that its composition or performance will exactly match that of the target index at any given time ("tracking error").
- Investment Leverage occurs when the economic exposure is greater than the amount invested, such as when derivatives are used. A Fund that employs leverage may experience greater gains and/or losses due to the amplification effect from a movement in the price of the reference source.
- Where overseas investments are held the rate of currency exchange may cause the value of such investments to go down as well as up.
- Further information on the potential risks can be found in the Key Information Document (KID) and/or the Prospectus or Offering Memorandum.

## Index disclaimer

The Dow Jones - Islamic Titans 100 Index is a product of S&P Dow Jones Indices LLC ("SPDJ"), and has been licensed for use by HSBC Asset Management. Standard & Poor's® and S&P® are registered trademarks of Standard & Poor's Financial Services LLC ("S&P"); Dow Jones® is a registered trademark of Dow Jones Trademark Holdings LLC ("Dow Jones"); and these trademarks have been licensed for use by SPDJI and sublicensed for certain purposes by HSBC Asset Management. HSBC Asset Management's [Fund Name] is not sponsored, endorsed, sold or promoted by SPDJI, Dow Jones, S&P, their respective affiliates, and none of such parties make any representation regarding the advisability of investing in such product(s) nor do they have any liability for any errors, omissions, or interruptions of the Dow Jones - Islamic Titans 100 Index.

Source: HSBC Asset Management, data as at 31 May 2025

Follow us on:



For more information please contact us at E-mail:

Wholesale.clientservices@hsbc.com.

[www.assetmanagement.hsbc.com/uk](http://www.assetmanagement.hsbc.com/uk)

To help improve our service and in the interests of security we may record and/or monitor your communication with us.

---

### Glossary



[www.assetmanagement.hsbc.co.uk/en/api/v1/download/document/gb00b80qg615/gb/en/glossary](http://www.assetmanagement.hsbc.co.uk/en/api/v1/download/document/gb00b80qg615/gb/en/glossary)

## Important information

The material contained herein is for marketing purposes and is for your information only. This document is not contractually binding nor are we required to provide this to you by any legislative provision. It does not constitute legal, tax or investment advice or a recommendation to any reader of this material to buy or sell investments. You must not, therefore, rely on the content of this document when making any investment decisions.

This material is not intended for distribution to or use by any person or entity in any jurisdiction or country where such distribution or use would be contrary to law or regulation. This material is not and should not be construed as an offer to sell or the solicitation of an offer to purchase or subscribe to any investment.

Any views expressed were held at the time of preparation and are subject to change without notice. While any forecast, projection or target where provided is indicative only and not guaranteed in any way. HSBC Global Asset Management (UK) Limited accepts no liability for any failure to meet such forecast, projection or target.

This fund is a sub-fund of the HSBC Islamic Funds, a Luxembourg domiciled Société d'investissement à Capital Variable (SICAV). UK based investors in HSBC Islamic Funds are advised that they may not be afforded some of the protections conveyed by the provisions of the Financial Services and Markets Act 2000. HSBC Islamic Funds is recognised in the United Kingdom by the Financial Conduct Authority under section 264 of the Act. The shares in HSBC Islamic Funds have not been and will not be offered for sale or sold in the United States of America, its territories or possessions and all areas subject to its jurisdiction, or to United States Persons. All applications are made on the basis of the current HSBC Islamic Funds Prospectus, Key Investor Information Document (KID), Supplementary Information Document (SID) and most recent annual and semi-annual reports, which can be obtained upon request free of charge from HSBC Global Asset Management (UK) Limited, 8 Canada Square, Canary Wharf, London, E14 5HQ. UK, or the local distributors. Investors and potential investors should read and note the risk warnings in the prospectus and relevant KID and additionally, in the case of retail clients, the information contained in the supporting SID.

Further information about the Company including the Prospectus, the most recent annual and semi-annual reports of the Company and the latest share prices, may be obtained free of charge, in English, from the Registrar and Transfer Agent by emailing [amgtransferagency@lu.hsbc.com](mailto:amgtransferagency@lu.hsbc.com), or by visiting [www.global.assetmanagement.hsbc.com](http://www.global.assetmanagement.hsbc.com).

The most recent Prospectus is available in English and German. Key Investor Information Document (KID) are available in the local language where they are registered.

To help improve our service and in the interests of security we may record and/or monitor your communication with us. HSBC Global Asset Management (UK) Limited provides information to Institutions, Professional Advisers and their clients on the investment products and services of the HSBC Group.

Approved for issue in the UK by HSBC Global Asset Management (UK) Limited, who are authorised and regulated by the Financial Conduct Authority. [www.assetmanagement.hsbc.co.uk](http://www.assetmanagement.hsbc.co.uk)

Copyright © HSBC Global Asset Management (UK) Limited 2025. All rights reserved.

Further Information can be found in the prospectus and in our Key Investor Information Documents published in our Fund Centre at [www.assetmanagement.hsbc.co.uk](http://www.assetmanagement.hsbc.co.uk)

Term: The management company cannot terminate the Fund unilaterally. The Board of Directors may furthermore decide to liquidate the Fund in certain circumstances set out in the prospectus and articles of incorporation of the Fund. Further additional and complete information (including but not limited to) investor rights, costs and charges, please refer to the prospectus.