

# **Dubai Islamic Bank P.J.S.C.**

## **Review report and condensed consolidated interim financial information**

*for the six-month period ended 30 June 2024*

# Dubai Islamic Bank P.J.S.C.

---

## **Review report and condensed consolidated interim financial information (Unaudited)** *for the six-month period ended 30 June 2024*

	<b>Pages</b>
Report on review of condensed consolidated interim financial information	1
Condensed consolidated interim statement of financial position	2
Condensed consolidated interim statement of profit or loss	3
Condensed consolidated interim statement of comprehensive income	4
Condensed consolidated interim statement of changes in equity	5
Condensed consolidated interim statement of cash flows	6 - 7
Notes to the condensed consolidated interim financial information	8 – 37

## REPORT ON REVIEW OF INTERIM FINANCIAL INFORMATION

**The Board of Directors  
Dubai Islamic Bank PJSC  
Dubai  
United Arab Emirates**

### *Introduction*

We have reviewed the condensed consolidated interim statement of financial position of **Dubai Islamic Bank PJSC** (the “Bank”) **and its subsidiaries** (collectively referred as the “Group”), as at 30 June 2024, and the related condensed consolidated interim statements of profit or loss, comprehensive income, changes in equity and cash flows for the six month period then ended. Management is responsible for the preparation and fair presentation of this interim financial information in accordance with International Accounting Standard 34: *Interim Financial Reporting* (“IAS 34”). Our responsibility is to express a conclusion on this interim financial information based on our review.

### *Scope of Review*

We conducted our review in accordance with the International Standard on Review Engagements 2410 “Review of Interim Financial Information Performed by the Independent Auditor of the Entity”. A review of interim financial information consists of making inquiries, primarily of persons responsible for financial and accounting matters, and applying analytical and other review procedures. A review is substantially less in scope than an audit conducted in accordance with International Standards on Auditing and consequently does not enable us to obtain assurance that we would become aware of all significant matters that might be identified in an audit. Accordingly, we do not express an audit opinion.

### *Conclusion*

Based on our review, nothing has come to our attention that causes us to believe that the accompanying condensed consolidated interim financial information is not prepared, in all material respects in accordance with IAS 34.

**Deloitte & Touche (M.E.)**



Firas Anabtawi  
Registration No. 5482  
Dubai  
United Arab Emirates  
23 July 2024




# Dubai Islamic Bank P.J.S.C.

## Condensed consolidated interim statement of financial position as at 30 June 2024

		(Unaudited) 30 June 2024 AED'000	(Audited) 31 December 2023 AED'000
	Note		
<b>ASSETS</b>			
Cash and balances with central banks	5	21,588,097	24,019,524
Due from banks and financial institutions	6	5,157,667	4,483,687
Islamic financing and investing assets, net	7	199,251,140	199,453,349
Investments in Sukuk	8	78,639,502	68,172,165
Other investments measured at fair value	9	795,693	846,510
Investments in associates and joint ventures		2,378,391	2,431,828
Properties held for development and sale		1,016,228	1,050,081
Investment properties	10	5,065,431	5,625,224
Receivables and other assets	11	6,831,627	6,324,139
Property and equipment		1,926,796	1,884,996
<b>Total assets</b>		<b>322,650,572</b>	<b>314,291,503</b>
<b>LIABILITIES AND EQUITY</b>			
<b>LIABILITIES</b>			
Customers' deposits	12	234,017,567	222,054,207
Due to banks	13	4,415,175	12,966,965
Sukuk issued	14	24,154,680	20,480,977
Payables and other liabilities		12,900,559	11,355,221
<b>Total liabilities</b>		<b>275,487,981</b>	<b>266,857,370</b>
<b>EQUITY</b>			
Share capital	15	7,240,744	7,240,744
Tier 1 Sukuk	16	8,264,250	8,264,250
Other reserves and treasury shares	17	15,145,668	14,784,668
Investments fair value reserve		(1,376,797)	(1,331,986)
Exchange translation reserve		(1,797,627)	(1,741,437)
Retained earnings		16,798,629	17,341,070
<b>Equity attributable to owners and Sukukholders of the Bank</b>		<b>44,274,867</b>	<b>44,557,309</b>
Non-controlling interests		2,887,724	2,876,824
<b>Total equity</b>		<b>47,162,591</b>	<b>47,434,133</b>
<b>Total liabilities and equity</b>		<b>322,650,572</b>	<b>314,291,503</b>

To the best of our knowledge, the condensed consolidated interim financial statements present fairly in all material respects the financial position, financial performance and cash flows of the Group as of, and for, the periods presented therein.

These condensed consolidated interim financial statements were approved by the Board of Directors and authorized for issue on 23 July 2024 and signed on its behalf:

 <b>H.E. Mohammad Ibrahim Al Shaibani</b> Chairman	 <b>Yahya Saeed Ahmad Lootah</b> Vice Chairman	 <b>Dr. Adnan Chilwan</b> Group Chief Executive Officer
---	--	--

The notes on pages 8 to 37 form an integral part of these condensed consolidated interim financial information.

# Dubai Islamic Bank P.J.S.C.

## Condensed consolidated interim statement of profit or loss (Unaudited) for the six-month period ended 30 June 2024

		Three-month period ended 30 June		Six-month period ended 30 June	
	Note	2024 AED'000	2023 AED'000	2024 AED'000	2023 AED'000
<b>NET INCOME</b>					
Income from Islamic financing and investing transactions		4,759,866	4,172,561	9,517,282	8,011,555
Commissions, fees and foreign exchange income		428,925	489,693	912,210	906,809
Income from other investments measured at fair value, net		6,958	27,686	13,297	30,297
Income from properties held for development and sale, net		75,155	59,301	138,845	116,241
Income from investment properties		338,076	51,753	384,835	96,084
Share of profit from associates and joint ventures		33,515	30,396	142,502	72,428
Other income		41,840	47,098	182,676	76,079
<b>Total income</b>		<b>5,684,335</b>	<b>4,878,488</b>	<b>11,291,647</b>	<b>9,309,493</b>
Less: depositors' and sukuk holders' share of profit		(2,624,530)	(2,053,694)	(5,233,664)	(3,729,588)
<b>Net income</b>		<b>3,059,805</b>	<b>2,824,794</b>	<b>6,057,983</b>	<b>5,579,905</b>
<b>OPERATING EXPENSES</b>					
Personnel expenses		(496,355)	(398,656)	(967,944)	(807,790)
General and administrative expenses		(275,761)	(280,521)	(593,758)	(565,886)
Depreciation of investment properties		(17,499)	(14,847)	(33,902)	(29,547)
Depreciation of property and equipment		(46,468)	(34,927)	(89,556)	(67,628)
<b>Total operating expenses</b>		<b>(836,083)</b>	<b>(728,951)</b>	<b>(1,685,160)</b>	<b>(1,470,851)</b>
<b>Net operating income before impairment charges</b>		<b>2,223,722</b>	<b>2,095,843</b>	<b>4,372,823</b>	<b>4,109,054</b>
Impairment charges, net	19	(353,687)	(462,549)	(652,305)	(958,618)
<b>Net profit for the period before income tax expense</b>		<b>1,870,035</b>	<b>1,633,294</b>	<b>3,720,518</b>	<b>3,150,436</b>
Income tax expense	20	(156,909)	(28,003)	(343,005)	(39,493)
<b>Net profit for the period</b>		<b>1,713,126</b>	<b>1,605,291</b>	<b>3,377,513</b>	<b>3,110,943</b>
Attributable to:					
Owners of the Bank		1,676,945	1,571,334	3,269,741	3,049,174
Non-controlling interests		36,181	33,957	107,772	61,769
<b>Net profit for the period</b>		<b>1,713,126</b>	<b>1,605,291</b>	<b>3,377,513</b>	<b>3,110,943</b>
<b>Basic and diluted earnings per share (AED per share)</b>					
	21	0.22	0.20	0.42	0.39

The notes on pages 8 to 37 form an integral part of these condensed consolidated interim financial information.

# Dubai Islamic Bank P.J.S.C.

## Condensed consolidated interim statement of comprehensive income (Unaudited) for the six-month period ended 30 June 2024

	Three-month period ended 30 June		Six-month period ended 30 June	
	2024 AED'000	2023 AED'000	2024 AED'000	2023 AED'000
<b>Net profit for the period</b>	<b>1,713,126</b>	<b>1,605,291</b>	<b>3,377,513</b>	<b>3,110,943</b>
<b><i>Other comprehensive income / (loss) items</i></b>				
<b><i>Items that will not be reclassified subsequently to profit or loss:</i></b>				
Fair value loss on other investments carried at FVTOCI, net	(36,361)	(34,246)	(49,301)	(92,437)
<b><i>Items that may be reclassified subsequently to profit or loss:</i></b>				
Exchange differences on translation of foreign operations, net	(6,886)	(15,922)	(56,190)	(142,978)
Fair value gain / loss on sukuk investment carried at FVOCI , net	(836)	(20,362)	4,456	(18,159)
<b><i>Other comprehensive loss for the period</i></b>	<b>(44,083)</b>	<b>(70,523)</b>	<b>(101,035)</b>	<b>(253,574)</b>
<b>Total comprehensive income for the period</b>	<b>1,669,043</b>	<b>1,534,761</b>	<b>3,276,478</b>	<b>2,857,369</b>
Attributable to:				
Owners of the Bank	1,632,952	1,500,970	3,168,740	2,795,964
Non-controlling interests	36,091	33,791	107,738	61,405
<b>Total comprehensive income for the period</b>	<b>1,669,043</b>	<b>1,534,761</b>	<b>3,276,478</b>	<b>2,857,369</b>

The notes on pages 8 to 37 form an integral part of these condensed consolidated interim financial information.

# Dubai Islamic Bank P.J.S.C.

## Condensed consolidated interim statement of changes in equity (Unaudited)

for the six-month period ended 30 June 2024

	----- Equity attributable to owners and Sukukholders of the Bank -----								
	Share capital AED'000	Tier 1 Sukuk AED'000	Other reserves and treasury shares AED'000	Investment fair value reserve AED'000	Exchange translation reserve AED'000	Retained earnings AED'000	Total AED'000	Non- controlling interests AED'000	Total equity AED'000
<b>Balance at 1 January 2023</b>	7,240,744	8,264,250	14,654,668	(1,062,927)	(1,565,666)	13,772,643	41,303,712	2,671,256	43,974,968
Net profit for the period	-	-	-	-	-	3,049,174	3,049,174	61,769	3,110,943
Other comprehensive loss for the period	-	-	-	(110,232)	(142,978)	-	(253,210)	(364)	(253,574)
<b>Total comprehensive income / (loss) for the period</b>	-	-	-	(110,232)	(142,978)	3,049,174	2,795,964	61,405	2,857,369
Transaction with owners directly in equity:									
Dividend	-	-	-	-	-	(2,168,133)	(2,168,133)	-	(2,168,133)
Zakat adjustment	-	-	-	-	-	(1,677)	(1,677)	-	(1,677)
Tier 1 Sukuk profit distribution	-	-	-	-	-	(202,015)	(202,015)	-	(202,015)
Transfer on disposal of investments carried at FVTOCI	-	-	-	(2,395)	-	2,395	-	-	-
Regulatory credit risk reserve	-	-	90,000	-	-	(90,000)	-	-	-
Others	-	-	-	-	-	1,456	1,456	(307)	1,149
<b>Balance at 30 June 2023</b>	7,240,744	8,264,250	14,744,668	(1,175,554)	(1,708,644)	14,363,843	41,729,307	2,732,354	44,461,661
	=====	=====	=====	=====	=====	=====	=====	=====	=====
<b>Balance at 1 January 2024</b>	7,240,744	8,264,250	14,784,668	(1,331,986)	(1,741,437)	17,341,070	44,557,309	2,876,824	47,434,133
Net profit for the period	-	-	-	-	-	3,269,741	3,269,741	107,772	3,377,513
Other comprehensive loss for the period	-	-	-	(44,811)	(56,190)	-	(101,001)	(34)	(101,035)
<b>Total comprehensive income / (loss) for the period</b>	-	-	-	(44,811)	(56,190)	3,269,741	3,168,740	107,738	3,276,478
Transaction with owners directly in equity:									
Dividend (note 27)	-	-	-	-	-	(3,252,200)	(3,252,200)	(96,303)	(3,348,503)
Zakat adjustment	-	-	-	-	-	425	425	15	440
Tier 1 Sukuk profit distribution	-	-	-	-	-	(202,015)	(202,015)	-	(202,015)
Regulatory credit risk reserve	-	-	361,000	-	-	(361,000)	-	-	-
Others	-	-	-	-	-	2,608	2,608	(550)	2,058
<b>Balance at 30 June 2024</b>	7,240,744	8,264,250	15,145,668	(1,376,797)	(1,797,627)	16,798,629	44,274,867	2,887,724	47,162,591
	=====	=====	=====	=====	=====	=====	=====	=====	=====

The notes on pages 8 to 37 form an integral part of these condensed consolidated interim financial information.

# Dubai Islamic Bank P.J.S.C.

## Condensed consolidated interim statement of cash flows (Unaudited) for the six-month period ended 30 June 2024

	Six-month period ended 30 June	
	2024	2023
	AED'000	AED'000
<b>Operating activities</b>		
Profit for the period before income tax expense	3,720,518	3,150,436
<b>Adjustments for:</b>		
Share of profit from associates and joint ventures	(142,502)	(72,428)
Income from properties held for sale	(138,845)	(116,241)
Dividend income	(13,297)	(30,297)
Loss / (gain) on sale of investments in Sukuks	35	(406)
Gain on disposal of investment properties	(323,279)	(30,204)
Depreciation of property and equipment	89,556	67,628
Loss on disposal of property and equipment	(89)	-
Depreciation of investment properties	33,902	29,547
Provision for employees' end-of-services benefit	24,965	(11,673)
Amortization of Sukuk discount	84	84
Amortization of intangible assets	5,273	33,898
Impairment charge for the period, net	652,305	958,618
<b>Operating cash flow before changes in operating assets and liabilities</b>	<b>3,908,626</b>	<b>3,978,962</b>
Increase in Islamic financing and investing assets	(425,401)	(5,176,807)
Decrease in receivables and other assets	277,785	503,526
Increase in customers' deposits	11,931,065	13,234,333
(Decrease) / increase in due to banks	(11,078,012)	112,085
Increase in payables and other liabilities	129,022	758,468
<b>Cash generated from operations</b>	<b>5,866,638</b>	<b>13,410,567</b>
Employees' end-of-services benefit paid	(11,382)	(8,209)
Tax paid	(63,229)	(38,584)
<b>Net cash generated from operating activities</b>	<b>5,792,027</b>	<b>13,363,774</b>
<b>Investing activities</b>		
Net movement in investments in Sukuk measured at amortised cost	(10,450,228)	(9,590,672)
Additions to investment properties	-	(93,449)
Purchase of property and equipment, net	(95,023)	(157,679)
Purchase of properties held for development and sale	(333,340)	(149,107)
Proceeds from disposal of properties held for development and sale	505,984	486,329
Proceeds from disposal of investment properties	161,316	131,910
Net movement in other investments measured at fair value	(783)	(5,455)
Dividend received	13,297	30,297
Net movement in investments in associates and joint ventures	(6,030)	5,050
<b>Net cash used in investing activities</b>	<b>(10,204,807)</b>	<b>(9,342,776)</b>

The notes on pages 8 to 37 form an integral part of these condensed consolidated interim financial information.



# Dubai Islamic Bank P.J.S.C.

## Condensed consolidated interim statement of cash flows (Unaudited)

for the six-month period ended 30 June 2024

	Six-month period ended 30 June	
	2024	2023
	AED'000	AED'000
<b>Financing activities</b>		
Issuance of Sukuk financing instrument	3,673,000	3,673,000
Repayment of Sukuk financing instruments	-	(5,509,202)
Tier 1 Sukuk profit distribution	(202,015)	(202,015)
Tier 1 Sukuk issuance cost	(96)	(151)
Dividend paid	(3,348,503)	(2,168,133)
Net cash generated from / (used in) financing activities	122,386	(4,206,501)
<b>Net decrease in cash and cash equivalents</b>	(4,290,394)	(185,503)
Cash and cash equivalents at the beginning of the period	26,614,258	27,014,449
Effect of exchange rate changes on the balance of cash held in foreign currencies	6,725	(114,838)
<b>Cash and cash equivalents at the end of the period (note 22)</b>	<b>22,330,589</b>	<b>26,714,108</b>
	=====	=====

The notes on pages 8 to 37 form an integral part of these condensed consolidated interim financial information.

# Dubai Islamic Bank P.J.S.C.

## Notes to the condensed consolidated interim financial information

for the six-month period ended 30 June 2024

### 1. General information

Dubai Islamic Bank (Public Joint Stock Company) (“the Bank”) was incorporated by an Amiri Decree issued on 29 Safar 1395 Hijri, corresponding to 12 March 1975 by His Highness, the Ruler of Dubai, to provide banking and related services based on Islamic Sharia principles. It was subsequently registered under the Commercial Companies Law number 8 of 1984 (as amended) as a Public Joint Stock Company which is replaced by the UAE Federal Law No. 32 of 2021 on Commercial Companies (the “New Companies Law”).

These condensed consolidated interim financial information combine the activities of the Bank and its subsidiaries as disclosed in Note 29 to these condensed consolidated interim financial information (together referred to as the “Group”).

The Bank is listed on the Dubai Financial Market (Ticker: “DIB”).

The Group is primarily engaged in corporate, retail and investment banking activities in accordance with Islamic Sharia principles under the guidance of Internal Sharia Supervision Committee (“ISSC”) and Higher Sharia Authority of Central Bank of UAE (“HSA”) and carries out its operations through its local branches and overseas subsidiaries. The principal activities of the Group entities are described in note 29 (a) to these condensed consolidated interim financial statements.

The registered head office of the Bank is at P.O. Box 1080, Dubai, United Arab Emirates (“U.A.E.”).

### 2. Application of new and revised International Financial Reporting Standards (“IFRS”)

#### 2.1 New and revised IFRS applied with no material effect on the condensed consolidated financial statements

The following new and revised IFRS, which became effective for annual periods beginning on or after 1 January 2024, have been adopted in these financial statements. The application of these revised IFRS has not had any material impact on the amounts reported for the current and prior years but may affect the accounting for future transactions or arrangements.

- Amendments to IAS 1 Presentation of Financial Statements relating to classification of liabilities as current or non-current
- Amendments to IFRS 16 Leases relating to lease liability in a sale and leaseback transaction
- IFRS S1 General Requirements for Disclosure of Sustainability-related Financial Information;
- IFRS S2 Climate Related Disclosures;

#### 2.2 New and revised IFRSs in issue but not yet effective

The Group has not early adopted the following new and revised standards that have been issued but are not yet effective. The management is in the process of assessing the impact of the new requirements.

<b><u>New and revised IFRS</u></b>	<b><u>Effective for annual periods beginning on or after</u></b>
Amendments to IAS 21 <i>The Effects of Changes in Foreign Exchange Rates</i> relating to Lack of Exchangeability	01 January 2025
IFRS 18 <i>Presentation and Disclosures in Financial Statements</i>	01 January 2027
Amendment to IFRS 10 <i>Consolidated Financial Statements</i> and IAS 28 <i>Investments in Associates and Joint Ventures</i> relating to treatment of sale or contribution of assets from investors	Effective date deferred indefinitely.

Management anticipates that these new standards, interpretations and amendments will be adopted in the Group’s financial statements for the period of initial application and adoption of these new standards, interpretations and amendments may have no material impact on the financial statements of the Bank in the period of initial application.

# Dubai Islamic Bank P.J.S.C.

---

## Notes to the condensed consolidated interim financial information

*for the six-month period ended 30 June 2024*

### **3. Basis of preparation**

#### **3.1 Statement of compliance**

These condensed consolidated interim financial information are prepared in accordance with International Accounting Standard 34, “*Interim Financial Reporting*” issued by the International Accounting Standards Board and applicable requirements of the laws of the U.A.E., including the UAE Federal Law No. 32 of 2021 on Commercial Companies (the “New Companies Law”) which was issued on 20 September 2021 and has come into effect on 02 January 2022 and the Decretal Federal Law No. (14) of 2018.

These condensed consolidated interim financial information do not include all the information required for a complete set of IFRS consolidated financial statements and should be read in conjunction with the Group’s audited consolidated financial statements for the year ended 31 December 2023. However, selected explanatory notes are included to explain events and transactions that are significant to an understanding of the changes in the Group’s financial position and performance since the last annual audited consolidated financial statements as at and for the year ended 31 December 2023.

#### **3.2 Judgments and estimates**

The preparation of these condensed consolidated interim financial information requires management to make judgments, estimates and assumptions that affect the application of accounting policies and the reported amounts of assets, liabilities, equity, income and expense. Actual amount may differ from these estimates.

In preparing these condensed consolidated interim financial information, the significant judgments made by management in applying the Group’s accounting policies and the key sources of estimates uncertainty were the same as those which were applied to the audited consolidated financial statements as at and for the year ended 31 December 2023.

### **4. Significant accounting policies**

The accounting policies used in the preparation of these condensed consolidated financial information are consistent with those disclosed in the audited consolidated financial statements as at and for the year ended 31 December 2023.

Summary of significant accounting policies applied in the preparation of these condensed consolidated interim financial information are as follows:

#### **4.1 Classification and measurement of financial instruments**

##### **4.1.1 Recognition and initial measurement**

Financial assets and liabilities are recognised when a Group entity becomes a party to the contractual provisions of the instrument.

Financial assets and liabilities are initially measured at fair value. Transaction costs that are directly attributable to the acquisition or issue of financial assets and liabilities (other than financial assets and financial liabilities at fair value through profit or loss) are added to or deducted from the fair value of the financial assets or financial liabilities, as appropriate, on initial recognition. Transaction costs directly attributable to the acquisition of financial assets or financial liabilities at fair value through profit or loss are recognised immediately in the consolidated statement of profit or loss.

# Dubai Islamic Bank P.J.S.C.

---

## Notes to the condensed consolidated interim financial information

for the six-month period ended 30 June 2024

### 4. Significant accounting policies (continued)

#### 4.1 Classification and measurement of financial instruments (continued)

##### 4.1.2 Classification of financial assets

Balances with central banks, due from banks and financial institutions, Islamic financing and investing assets, investments in Sukuk and certain items in receivables and other assets that meet the following conditions are subsequently measured at amortised cost less impairment loss and deferred income, if any (except for those assets that are designated as at fair value through profit or loss on initial recognition):

- the asset is held within a business model whose objective is to hold assets in order to collect contractual cash flows; and
- the contractual terms of the instrument give rise on specified dates to cash flows that are solely payments of principal and profit on the principal amount outstanding.

All other financial assets are subsequently measured at fair value.

##### 4.1.3 Business model assessment

The Group makes an assessment of the objective of a business model in which an asset is held at a portfolio level because this best reflects the way the business is managed and information is provided to management. The information considered includes:

- how the performance of the portfolio is evaluated and reported to the Bank's management;
- the risks that affect the performance of the business model (and the financial assets held within that business model) and how those risks are managed;
- how managers of the business are compensated - e.g. whether compensation is based on the fair value of the assets managed or the contractual cash flows collected; and
- The expected frequency, value and timing of sales are also important aspects of the Bank's assessment.

The business model assessment is based on reasonably expected scenarios without taking 'worst case' or 'stress case' scenarios into account. If cash flows after initial recognition are realized in a way that is different from the Bank's original expectations, the Bank does not change the classification of the remaining financial assets held in that business model, but incorporates such information when assessing newly originated or newly purchases financial assets going forward.

Financial assets that are held for sale or managed and whose performance is evaluated on a fair value basis are measured at FVTOCI because they are neither held to collect contractual cash flows nor held both to collect contractual cash flows and to sell financial assets.

##### 4.1.4 Cash flow characteristics assessment

The contractual cash flow characteristics assessment involves assessing the contractual features of an instrument to determine if they give rise to cash flows that are consistent with a basic financing arrangement. Contractual cash flows are consistent with a basic financing arrangement if they represent cash flows that are solely payments of principal and profit on the principal amount outstanding.

For the purposes of this assessment, 'principal' is defined as the fair value of the financial asset on initial recognition. 'Profit' is defined as consideration for the time value of money and for the credit risk associated with the principal amount outstanding during a particular period of time and for other basic financing risks and costs (e.g. liquidity risk and administrative costs), as well as profit rate margin.

In assessing whether the contractual cash flows are solely payments of principal and profit, the Bank considers the contractual terms of the instrument. This includes assessing whether the financial asset contains a contractual term that could change the timing or amount of contractual cash flows such that it would not meet this condition.

# Dubai Islamic Bank P.J.S.C.

---

## Notes to the condensed consolidated interim financial information

for the six-month period ended 30 June 2024

### 4. Significant accounting policies (continued)

#### 4.2 Impairment of financial assets

Financial assets that are measured at amortised cost are assessed for impairment at each reporting date.

The Bank applies a three-stage approach to measure allowance for credit losses, using an expected credit loss approach as required under IFRS 9, for the following categories of financial instruments that are measured at amortised cost:

- Islamic financing and investing assets and investment in Sukuks;
- Off-balance sheet instruments issued;
- Financial guarantee contracts issued;
- Due from banks and financial institutions;
- Balances with Central Banks; and
- Other financial assets.

Financial assets migrate through three stages based on the change in credit risk since initial recognition.

No impairment loss is recognised on equity investments.

#### Expected credit loss impairment model

The Expected Credit Loss (ECL) model contains a three-stage approach which is based on the change in credit quality of financial assets since initial recognition. Expected credit losses reflect the present value of all cash shortfalls related to default events either (i) over the following twelve months or (ii) over the expected life of a financial instrument depending on credit deterioration from inception.

- Under Stage 1, where there has not been a significant increase in credit risk since initial recognition, an amount equal to 12 months ECL will be recorded. The 12 months ECL is calculated as the portion of life time ECL that represents the ECL that result from default events on a financial instrument that are possible within the 12 months after the reporting date. The Bank calculates the 12 months ECL allowance based on the expectation of a default occurring in the 12 months following the reporting date. These expected 12 month default probabilities are applied to a forecast EAD and multiplied by the expected LGD and discounted by an approximation to the original effective profit rate.
- Under Stage 2, where there has been a significant increase in credit risk since initial recognition but the financial instruments are not considered credit impaired, an amount equal to the default probability weighted lifetime ECL will be recorded. The PD and LGD are estimated over the lifetime of the instrument and the expected cash shortfalls are discounted by an approximation to the original effective profit rate.
- Under the Stage 3, where there is objective evidence of impairment at the reporting date these financial instruments will be classified as credit impaired and an amount equal to the lifetime ECL will be recorded for the financial assets, with the PD set at 100%.

When estimating ECL for undrawn commitments, the Bank estimates the expected portion of the commitment that will be drawn down over its expected life. The ECL is then based on the present value of the expected shortfalls in cash flows if the financing is drawn down. The expected cash shortfalls are discounted at an approximation to the expected effective profit rate on the financing.

The Bank's liability under each guarantee is measured at the higher of the amount initially recognised less cumulative amortisation recognised in the statement of profit or loss, and the ECL provision. For this purpose, the Bank estimates ECLs based on the present value of the expected payments to reimburse the holder for a credit loss that it incurs. The shortfalls are discounted by the risk-adjusted rate relevant to the exposure.

The ECL model is forward looking and requires the use of reasonable and supportable forecasts of future economic conditions in the determination of significant increases in credit risk and measurement of ECL.

# Dubai Islamic Bank P.J.S.C.

---

## Notes to the condensed consolidated interim financial information

for the six-month period ended 30 June 2024

### 4. Significant accounting policies (continued)

#### 4.2 Impairment of financial assets (continued)

##### Measurement of ECL

The Bank calculates ECLs based on probability-weighted scenarios to measure the expected cash shortfalls, discounted at an approximation to the effective profit rate. A cash shortfall is the difference between the cash flows that are due to the Bank in accordance with the contract and the cash flows that the Bank expects to receive. IFRS 9 considers the calculation of ECL by multiplying the Probability of default (PD), Loss Given Default (LGD) and Exposure at Default (EAD). The Bank has developed methodologies and models taking into account the relative size, quality and complexity of the portfolios.

These parameters are generally derived from internally developed statistical models and other historical data and are adjusted to reflect forward-looking information.

Details of these statistical parameters/inputs are as follows:

- the probability of default (PD) is an estimate of the likelihood of default over a given time horizon;
- the exposure at default (EAD) is an estimate of the exposure at a future default date, taking into account expected changes in the exposure after the reporting date; and
- the loss given default (LGD) is an estimate of the loss arising in the case where a default occurs at a given time. It is based on the difference between the contractual cash flows due and those that the lender would expect to receive (and expected cash flows generally in case of stage 3 accounts), including from the realization of any collateral. It is usually expressed as a percentage of the EAD.

##### Macroeconomic factors, forward looking information and multiple scenarios

IFRS 9 requires an unbiased and probability weighted estimate of credit losses by evaluating a range of possible outcomes that incorporates forecasts of future economic conditions.

When estimating the ECLs, the Bank considers three scenarios (a base case, an upside and a downside) with a weightage of 40%, 30% and 30% respectively. Each of these is associated with different PDs. When relevant, the assessment of multiple scenarios also incorporates how defaulted financing are expected to be recovered, including the probability that the financing will cure and the value of collateral or the amount that might be received for selling the asset.

In its ECL models, the Bank relies on a broad range of forward looking information as economic inputs, such as:

- Real Government consumption
- Real imports of goods and services
- House price index
- Residential properties – Abu Dhabi and Dubai
- Consumer price index
- Real gross domestic product
- General Government finance expenditure
- National Accounts: Real export of goods and services

Macroeconomic factors and forward looking information are required to be incorporated into the measurement of ECL as well as the determination of whether there has been a significant increase in credit risk since origination. Measurement of ECLs at each reporting period should reflect reasonable and supportable information at the reporting date about past events, current conditions and forecasts of future economic conditions. The inputs and models used for calculating ECLs may not always capture all characteristics of the market at the date of the financial statements. To reflect this, qualitative adjustments or overlays are occasionally made as temporary adjustments when such differences are significantly material.

# Dubai Islamic Bank P.J.S.C.

---

## Notes to the condensed consolidated interim financial information

for the six-month period ended 30 June 2024

### 4. Significant accounting policies (continued)

#### 4.2 Impairment of financial assets (continued)

##### Assessment of significant increase in credit risk

The assessment of a significant increase in credit risk is done on a relative basis. To assess whether the credit risk on a financial asset has increased significantly since origination, the Bank compares the risk of default occurring over the expected life of the financial assets at the reporting date to the corresponding risk of default at origination, using key risk indicators that are used in the Bank's existing risk management processes. At each reporting date, the assessment of a change in credit risk will be individually assessed for those considered individually significant and at the segment level for retail exposures.

The group of assets are moved from stage 1 to stage 2 if:

- the probability of default changes beyond the Bank's established threshold related to the initial recognition;
- an instrument is past due beyond 30 days; and
- an instrument's credit risk is considered higher based on qualitative criteria of the Bank.

The instruments moved to stage 2 from stage 1 remain in the stage until they perform for a sustained period as per Bank's policy.

Movement from stage 2 to stage 3 are based on whether the financial assets are credit impaired at the reporting date.

##### Experienced credit judgement

The Bank's ECL allowance methodology requires the use of experienced credit judgement to incorporate the estimated impact of factors not captured in the modelled ECL results, in all reporting periods.

When measuring ECL, the Bank considers the maximum contractual period over which the Bank is exposed to credit risk. All contractual terms are considered when determining the expected life, including prepayment options and extension and rollover options.

Default definition followed by the Bank for impairment assessment remains in line with the guidelines of IFRS 9, without any recourse to the assumptions, and consistent with regulatory requirements.

##### Expected life

When measuring expected credit loss, the Bank considers the maximum contractual period over which the Bank is exposed to credit risk. All contractual terms are considered when determining the expected life, including prepayment, and extension and rollover options.

##### Definition of default

The Bank considers a financial asset to be in default when:

- it is established that due to financial or non-financial reasons the borrower is unlikely to pay its credit obligations to the Bank in full without recourse by the Bank to actions such as realising security (if any is held); or
- the borrower is past due 90 days or more on any material credit obligation to the Bank.

In assessing whether a borrower is in default, the Bank considers indicators that are:

- (i) qualitative - e.g. material breaches of covenant;
- (ii) quantitative - e.g. overdue status and non-payment on another obligation of the same customer / customer group to the banks; and
- (iii) based on data developed internally and obtained from external sources.

Inputs into the assessment of whether a financing exposure is in default and their significance may vary over time to reflect changes in circumstances.

# Dubai Islamic Bank P.J.S.C.

---

## Notes to the condensed consolidated interim financial information

for the six-month period ended 30 June 2024

### 4. Significant accounting policies (continued)

#### 4.2 Impairment of financial assets (continued)

##### Renegotiated financing facilities

The Bank sometimes makes concessions or modifications to the original terms of financing as a response to the borrower's financial difficulties, rather than taking possession or to otherwise enforce collection of collateral. The Bank considers a financing forborne when such concessions or modifications are provided as a result of the borrower's present or expected financial difficulties and the Bank would not have agreed to them if the borrower had been financially healthy. Indicators of financial difficulties include defaults on covenants or that a customer may not be in a position to honour contractual commitments. Forbearance may involve extending the payment arrangements and the agreement of new financing conditions. Once the terms have been renegotiated, any impairment is measured using the original effective profit rate as calculated before the modification of terms. It is the Bank's policy to monitor forborne financing to help ensure that future payments continue to be likely to occur. Classification between Stage 2 and Stage 3 are determined on a case-by-case basis. If these procedures identify a loss in relation to a financing, it is disclosed and managed as an impaired Stage 3 forborne asset until it is collected or written off.

When the financing has been renegotiated or modified but not derecognised, the Bank also reassesses whether there has been a significant increase in credit risk. The Bank also considers whether the assets should be classified as Stage 3. Once an asset has been classified as forborne, it will remain forborne for a minimum 12-month probation period. In order for the financing to be reclassified out of the forborne category, the customer has to meet all of the following criteria:

- All of its facilities have to be considered performing;
- The probation period of one year has passed from the date the forborne contract was considered performing; and
- Regular payments of more than an insignificant amount of principal or interest have been made during the probation period.

##### Acquired financing

All acquired financing is initially measured at fair value on the date of acquisition. As a result no allowance for expected credit losses is recorded in the consolidated statement of financial position on the date of acquisition. Acquired financing may fit into either of the two categories: performing financing or Purchased or Originated Credit Impaired (POCI) financing.

Purchased performing financing follow the same accounting as originated performing financing and are reflected in Stage 1 on the date of the acquisition. They will be subject to a 12 month ECL which is recorded as a provision for expected credit losses in the consolidated statement of profit or loss when the carrying value of these assets exceed the nominal values of acquired exposure. The fair value adjustment set up for these financing on the date of acquisition is amortized into profit income over the life of these financing.

POCI financing are separately presented and are always subject to lifetime allowance for credit losses. Any changes in the expected cash flows since the date of acquisition are recorded as a charge / recovery in the provision for credit losses in the consolidated statement of profit or loss at the end of all reporting periods subsequent to the date of acquisition.



# Dubai Islamic Bank P.J.S.C.

---

## Notes to the condensed consolidated interim financial information

*for the six-month period ended 30 June 2024*

### 4. Significant accounting policies (continued)

#### 4.3 Investments in Sukuk

Investments in Sukuk are measured at amortised cost if both of the following conditions are met:

- the asset is held within a business model whose objective is to hold assets in order to collect contractual cash flows; and
- the contractual terms of the instrument give rise on specified dates to cash flows that are solely payments of principal and profit on the principal amount outstanding.

Investments in Sukuk meeting these criteria are measured initially at fair value plus transaction costs. They are subsequently measured at amortised cost using the effective yield basis less any impairment, with profit recognised on an effective yield basis in income from investments in Sukuk in the condensed consolidated interim statement of profit or loss.

Investment in Sukuk are measured at fair value through other comprehensive income when the objective of the business model is achieved by both collecting contractual cash flows and selling the financial assets and the terms of the financial asset meet the SPPI criteria.

#### 4.4 Other investments

##### 4.4.1 Financial assets at fair value through profit or loss (FVTPL)

Investments in Sharia compliant equity instruments are classified as at FVTPL, unless the Group designates an investment at fair value through other comprehensive income (FVTOCI) on initial recognition.

Financial assets (other than equity instruments) that do not meet the amortised cost criteria are measured at FVTPL. In addition, financial assets (other than equity instruments) that meet the amortised cost criteria but are designated as at FVTPL are measured at FVTPL. Financial assets (other than equity instruments) may be designated as at FVTPL upon initial recognition if such designation eliminates or significantly reduces a measurement or recognition inconsistency that would arise from measuring assets or liabilities or recognising the gains and losses on them on different bases.

The Group has not designated any financial assets (other than equity instruments) as at FVTPL.

Financial assets are reclassified from amortised cost to FVTPL when the business model is changed such that the amortised cost criteria are no longer met. Reclassification of financial assets (other than equity instruments) that are designated as at FVTPL on initial recognition is not allowed.

Financial assets at FVTPL are measured at fair value at the end of each reporting period, with any gains or losses arising on remeasurement recognised in the condensed consolidated statement of profit/loss. The net gain or loss recognised in the condensed consolidated statement of profit or loss is included in the 'gain from other investments at fair value' line item in the condensed consolidated statement of profit or loss.

# Dubai Islamic Bank P.J.S.C.

---

## Notes to the condensed consolidated interim financial information

*for the six-month period ended 30 June 2024*

### 4. Significant accounting policies (continued)

#### 4.4.2 Investments measured at fair value through other comprehensive income ("FVTOCI")

On initial recognition, the Group can make an irrevocable election (on an instrument-by-instrument basis) to designate investments in Sharia compliant equity instruments as at FVTOCI. Designation at FVTOCI is not permitted if the equity investment is held for trading.

A financial asset is held for trading if:

- it has been acquired principally for the purpose of selling it in the near term; or
- on initial recognition it is part of a portfolio of identified financial instruments that the Group manages together and has evidence of a recent actual pattern of short-term profit-taking; or
- it is an Islamic derivative that is not designated and effective as an Islamic hedging instrument or a financial guarantee.

FVTOCI assets are initially measured at fair value plus transaction costs. Subsequently, they are measured at fair value with gains and losses arising from changes in fair value recognised in other comprehensive income. The cumulative gain or loss will not be reclassified to profit or loss on disposals.

### 4.5 Financial liabilities

All financial liabilities are subsequently measured at amortised cost using the effective profit rate method or at FVTPL.

However, financial liabilities that arise when a transfer of a financial asset does not qualify for derecognition or when the continuing involvement approach applies, financial guarantees issued by the Group, and commitments issued by the Group to provide a facility at below-market profit rate are measured in accordance with the specific accounting policies.

### 4.6 Financial risk management

The Group's financial risk management objectives and policies are consistent with those disclosed in the audited consolidated financial statements as at and for the year ended 31 December 2023.

### 4.7 Investment properties

Investment properties are properties held to earn rentals and / or for capital appreciation (including property under construction for such purposes). Investment properties are measured at cost less accumulated depreciation and impairment loss. Depreciation on investment in buildings is charged on a straight-line basis over 40 years. These properties are financed by common pool of the bank.

An investment property is derecognised upon disposal or when the investment property is permanently withdrawn from use and no future economic benefits are expected from the disposal. Any gain or loss arising on derecognition of the property (calculated as the difference between the net disposal proceeds and the carrying amount of the asset) is included in the condensed consolidated interim statement of profit or loss in the period in which the property is derecognised.

Transfers to investment properties are made when, and only when there is change in use evidenced by ending of owner-occupation, commencement of an operating lease to another party or ending of construction or development.

Transfers from investment properties are made when, and only when, there is change in use evidenced by commencement of owner-occupation or commencement of development with a view to sale.

# Dubai Islamic Bank P.J.S.C.

---

## Notes to the condensed consolidated interim financial information

*for the six-month period ended 30 June 2024*

### 4. Significant accounting policies (continued)

#### 4.8 Investments in associates and joint ventures

An associate is an entity over which the Group has significant influence. Significant influence is the power to participate in the financial and operating policy decisions of the investee but is not control or joint control over those policies.

A joint venture is a joint arrangement whereby the parties that have joint control of the arrangement have rights to the net assets of the joint arrangement. Joint control is the contractually agreed sharing of control of an arrangement, which exists only when decisions about the relevant activities require unanimous consent of the parties sharing control.

On acquisition of the investment in an associate or a joint venture, any excess of the cost of acquisition over the Group share of the net fair value of the identifiable assets, liabilities and contingent liabilities of associates and joint ventures recognised at the date of acquisition is recognised as goodwill, which is included within the carrying amount of the investment. Any excess of the Group share of the net fair value of the identifiable assets, liabilities and contingent liabilities over the cost of acquisition, after reassessment, is recognised immediately in the consolidated statement of profit or loss in the period in which the investment is acquired.

The results and assets and liabilities of associates and joint ventures are incorporated in these consolidated financial statements using the equity method of accounting from the date on which the investment becomes an associate of joint venture. Under the equity method, an investment in associates and joint ventures is initially recognised in the consolidated statement of financial position at cost and adjusted thereafter to recognise the Group share of the profit or loss and other comprehensive income of the associates and joint ventures.

When the Group share of losses of associates and joint ventures exceeds the Group interest in that associates and joint ventures (which includes any long-term interests that, in substance, form part of the Group net investment in the associates and joint ventures), the Group discontinues recognizing its share of further losses. Additional losses are recognised only to the extent that the Group has incurred legal or constructive obligations or made payments on behalf of the associates and joint ventures.

The requirements of International Financial Reporting Standards are applied to determine whether it is necessary to recognise any impairment loss with respect to the Group investment in associates and joint ventures. When necessary, the entire carrying amount of the investment (including goodwill) is tested for impairment as a single asset by comparing its recoverable amount (higher of value in use and fair value less costs to sell) with its carrying amount. Any impairment loss recognised forms part of the carrying amount of the investment. Any reversal of that impairment loss is recognised to the extent that the recoverable amount of the investment subsequently increases.

The Group discontinues the use of equity method from the date when the investment ceases to be an associate or a joint venture. When the Group retains its interest in the former associate or joint venture and the retained interest is a financial asset, the Group measures the retained interest at fair value at that date and the fair value is regarded as its fair value on initial recognition. The difference between the carrying amount of the associate or joint venture at the date the equity method was discontinued, and the fair value of any retained interest and any proceeds from disposing of a part interest in the associate or joint venture is included in the determination of the gain or loss on disposal of the associate or joint venture.

The Group continues to use the equity method when an investment in an associate becomes an investment in a joint venture or an investment in joint venture becomes an investment in an associate. There is no remeasurement to fair value upon such changes in ownership interests.

Upon disposal of associates and joint ventures that results in the Group losing significant influence over that associates and joint ventures, any retained investment is measured at fair value at that date and the fair value is regarded as its fair value on initial recognition as a financial asset. The difference between the previous carrying amount of the associates and joint ventures attributable to the retained interest and its fair value is included in the determination of the gain or loss on disposal of the associates and joint ventures. In addition, the Group accounts for all amounts previously recognised in other comprehensive income in relation to that associates and joint ventures on the same basis as would be required if that associates and joint ventures had directly disposed of the related assets or liabilities. Therefore, if a gain or loss previously recognised in other comprehensive income by that associates and joint ventures would be reclassified to profit or loss on the disposal of the related assets or liabilities, the Group reclassifies the gain or loss from equity to profit or loss (as a reclassification adjustment) when it loses significant influence over that associates and joint ventures.

# Dubai Islamic Bank P.J.S.C.

---

## Notes to the condensed consolidated interim financial information

*for the six-month period ended 30 June 2024*

### **4. Significant accounting policies (continued)**

#### **4.8 Investments in associates and joint ventures (continued)**

When a Group entity transacts with an associate or a joint venture of the Group, profits and losses resulting from the transactions with the associate or joint venture is recognised in the Group consolidated financial statements only to the extent of interests in the associate or joint venture that are not related to the Group.

#### **4.9 Intangible assets**

Intangible assets acquired in a business combination are measured at fair value at acquisition date. Subsequent to the initial recognition, the intangible assets are carried at cost less accumulated amortisation and accumulated impairment losses. Amortisation is recognised on a straight-line basis over their estimated useful lives. The estimated useful life and amortisation method are reviewed at the end of each reporting period, with the effect of any changes in estimate being accounted for on a prospective basis.

An intangible asset is derecognised on disposal, or when no future economic benefits are expected from use or disposal. Gains or losses arising from derecognition of an intangible asset, measured as the difference between the net disposal proceeds and the carrying amount of the asset, are recognised in profit or loss when the asset is derecognised.

# Dubai Islamic Bank P.J.S.C.

## Notes to the condensed consolidated interim financial information for the six-month period ended 30 June 2024

### 5. Cash and balances with central banks

#### 5.1 Analysis by category

		Unaudited 30 June 2024 AED'000	Audited 31 December 2023 AED'000
	<i>Note</i>		
Cash on hand		1,854,745	2,221,457
Balances with the central banks:			
Balances and reserve requirements with central banks	5.3	14,185,188	14,778,975
International Murabaha with the Central Bank of the U.A.E.		5,548,164	7,019,092
<b>Total</b>		<b>21,588,097</b>	<b>24,019,524</b>

Balances with Central Banks are in stage 1 as at 30 June 2024 and 31 December 2023.

#### 5.2 Analysis by geography

	Unaudited 30 June 2024 AED'000	Audited 31 December 2023 AED'000
Within the U.A.E.	21,213,144	23,635,019
Outside the U.A.E.	374,953	384,505
<b>Total</b>	<b>21,588,097</b>	<b>24,019,524</b>

#### 5.3 Statutory cash reserve requirements

The reserve requirements are kept with the Central Banks of the U.A.E., Pakistan and Kenya in the respective local currencies and US Dollar. These reserves are not available for use in the Group's day to day operations, and cannot be withdrawn without the approval of the respective central banks. The level of reserve required by Central Bank of the UAE changes every 14 days whereas for other jurisdictions changes every month in accordance with the requirements of the respective central banks' directives.

### 6. Due from banks and financial institutions

	Unaudited 30 June 2024 AED'000	Audited 31 December 2023 AED'000
Within the U.A.E.	2,558,817	2,723,763
Outside the U.A.E.	2,598,850	1,759,924
<b>Total</b>	<b>5,157,667</b>	<b>4,483,687</b>

Due from banks and financial institutions are in stage 1 at 30 June 2024 and 31 December 2023.

# Dubai Islamic Bank P.J.S.C.

## Notes to the condensed consolidated interim financial information for the six-month period ended 30 June 2024

### 7. Islamic financing and investing assets, net

#### 7.1 Analysis by category

		Unaudited 30 June 2024 AED'000	Audited 31 December 2023 AED'000
	Note		
<b>Islamic financing assets</b>			
Vehicles murabahas		12,159,982	10,760,560
International murabahas - long term		53,543,584	47,071,933
Other murabahas		4,457,045	3,366,507
<b>Total murabahas</b>		<b>70,160,611</b>	<b>61,199,000</b>
Ijaras		37,640,381	45,465,735
Home finance ijarah		25,014,624	23,855,536
Personal finance		23,163,354	22,859,191
Istisna'a		588,322	629,847
Islamic credit cards		3,397,746	2,795,577
		<b>159,965,038</b>	<b>156,804,886</b>
Less: deferred income		(4,675,282)	(4,471,726)
<b>Total Islamic financing assets</b>		<b>155,289,756</b>	<b>152,333,160</b>
<b>Islamic investing assets</b>			
Musharakas		4,849,258	5,066,390
Mudarabas		8,526,804	8,241,349
Wakalas		39,045,731	42,715,084
<b>Total Islamic investing assets</b>		<b>52,421,793</b>	<b>56,022,823</b>
<b>Total Islamic financing and investing assets</b>		<b>207,711,549</b>	<b>208,355,983</b>
Less: provisions for impairment	7.3	(8,460,409)	(8,902,634)
<b>Total Islamic financing and investing assets, net</b>		<b>199,251,140</b>	<b>199,453,349</b>

# Dubai Islamic Bank P.J.S.C.

## Notes to the condensed consolidated interim financial information for the six-month period ended 30 June 2024

### 7. Islamic financing and investing assets, net (continued)

#### 7.2 Carrying value of exposure by internal risk rating category and by stage

As at 30 June 2024 (Unaudited)

	Gross book values (AED'000)					Expected credit loss (AED'000)				
	Stage 1	Stage 2	Stage 3	POCI	Total	Stage 1	Stage 2	Stage 3	POCI	Total
Low	69,816,042	-	-	-	69,816,042	25,147	-	-	-	25,147
Moderate	100,737,393	5,236,258	-	-	105,973,651	850,488	485,084	-	-	1,335,572
Fair	13,104,227	8,217,936	-	-	21,322,163	204,930	583,496	-	-	788,426
Default	-	-	10,069,219	530,474	10,599,693	-	-	6,051,061	260,203	6,311,264
<b>Total</b>	<b>183,657,662</b>	<b>13,454,194</b>	<b>10,069,219</b>	<b>530,474</b>	<b>207,711,549</b>	<b>1,080,565</b>	<b>1,068,580</b>	<b>6,051,061</b>	<b>260,203</b>	<b>8,460,409</b>
	=====	=====	=====	=====	=====	=====	=====	=====	=====	=====

As at 31 December 2023 (Audited)

	Gross book values (AED'000)					Expected credit loss (AED'000)				
	Stage 1	Stage 2	Stage 3	POCI	Total	Stage 1	Stage 2	Stage 3	POCI	Total
Low	66,146,927	-	-	-	66,146,927	12,480	-	-	-	12,480
Moderate	104,446,321	5,506,586	-	-	109,952,907	741,126	630,794	-	-	1,371,920
Fair	11,939,069	8,820,372	-	-	20,759,441	197,115	643,170	-	-	840,285
Default	-	-	10,760,881	735,827	11,496,708	-	-	6,393,479	284,470	6,677,949
<b>Total</b>	<b>182,532,317</b>	<b>14,326,958</b>	<b>10,760,881</b>	<b>735,827</b>	<b>208,355,983</b>	<b>950,721</b>	<b>1,273,964</b>	<b>6,393,479</b>	<b>284,470</b>	<b>8,902,634</b>
	=====	=====	=====	=====	=====	=====	=====	=====	=====	=====

# Dubai Islamic Bank P.J.S.C.

## Notes to the condensed consolidated interim financial information for the six-month period ended 30 June 2024

### 7. Islamic financing and investing assets, net (continued)

#### 7.3 Provision for impairment

	<i>Note</i>	<b>Stage 1</b> <b>AED'000</b>	<b>Stage 2</b> <b>AED'000</b>	<b>Stage 3</b> <b>AED'000</b>	<b>POCI</b> <b>AED'000</b>	<b>Total</b> <b>AED'000</b>
<b>2024 (Unaudited)</b>						
Balance at 1 January		950,721	1,273,964	6,393,479	284,470	8,902,634
Net charge during the period	19	65,851	27,883	545,042	(25,658)	613,118
Transfer to other stages		-	(34,480)	34,480	-	-
Write off		-	-	(1,270,401)	-	(1,270,401)
Exchange and other adjustments		63,993	(198,787)	348,461	1,391	215,058
<b>Balance at 30 June</b>		<b>1,080,565</b>	<b>1,068,580</b>	<b>6,051,061</b>	<b>260,203</b>	<b>8,460,409</b>
		=====	=====	=====	=====	=====

		<b>Stage 1</b> <b>AED'000</b>	<b>Stage 2</b> <b>AED'000</b>	<b>Stage 3</b> <b>AED'000</b>	<b>POCI</b> <b>AED'000</b>	<b>Total</b> <b>AED'000</b>
<b>2023 (Audited)</b>						
<b>Balance at 1 January</b>		982,877	1,117,082	6,426,768	266,127	8,792,854
Net charge during the year		(137,159)	212,332	1,159,009	90,553	1,324,735
Transfer to other stages		-	(74,518)	74,518	-	-
Write off		-	-	(1,138,017)	(72,210)	(1,210,227)
Exchange and other adjustments		105,003	19,068	(128,799)	-	(4,728)
<b>Balance at 31 December</b>		<b>950,721</b>	<b>1,273,964</b>	<b>6,393,479</b>	<b>284,470</b>	<b>8,902,634</b>
		=====	=====	=====	=====	=====

#### 7.4 Analysis by geography

	<i>Note</i>	<b>Unaudited</b> <b>30 June</b> <b>2024</b> <b>AED'000</b>	<b>Audited</b> <b>31 December</b> <b>2023</b> <b>AED'000</b>
Within the U.A.E.		188,142,200	190,213,472
Outside the U.A.E.		19,569,349	18,142,511
<b>Total Islamic financing and investing assets</b>		<b>207,711,549</b>	<b>208,355,983</b>
Less: provisions for impairment	7.3	(8,460,409)	(8,902,634)
<b>Total Islamic financing and investing assets, net</b>		<b>199,251,140</b>	<b>199,453,349</b>
		=====	=====



# Dubai Islamic Bank P.J.S.C.

## Notes to the condensed consolidated interim financial information for the six-month period ended 30 June 2024

### 8. Investments in Sukuk

	Unaudited 30 June 2024 AED'000	Audited 31 December 2023 AED'000
Within the U.A.E.	28,548,935	24,102,431
Other G.C.C. Countries	29,791,771	26,918,472
Rest of the world	20,582,190	17,452,707
	<u>78,922,896</u>	<u>68,473,610</u>
Less: provision for impairment	(283,394)	(301,445)
<b>Total</b>	<u><u>78,639,502</u></u>	<u><u>68,172,165</u></u>

Investments in Sukuk include investments in bilateral Sukuk amounting to AED 4.7 billion as at 30 June 2024 (31 December 2023: AED 4.7 billion). Investment in Sukuk include an amount of AED 221.6 million (31 December 2023: 220.3 million) which is measured at fair value through other comprehensive income.

Investment in Sukuk classified at stage 2 and stage 3 at 30 June 2024 amounts to AED 1,198.8 million (31 December 2023: 1,265.0 million) and AED 23.6 million (31 December 2023: AED 72.9 million) respectively.

### 9. Other investments measured at fair value

	Within the U.A.E. AED'000	Other G.C.C. countries AED'000	Rest of the world AED'000	Total AED'000
<b>30 June 2024 (Unaudited)</b>				
<b>Investments measured at fair value through other comprehensive income</b>				
Quoted instruments	158,164	37,547	23,021	218,732
Unquoted instruments	145,943	23,929	407,089	576,961
<b>Total</b>	<u><u>304,107</u></u>	<u><u>61,476</u></u>	<u><u>430,110</u></u>	<u><u>795,693</u></u>
<b>31 December 2023 (Audited)</b>				
<b>Investments measured at fair value through other comprehensive income</b>				
Quoted instruments	149,123	34,095	23,659	206,877
Unquoted instruments	147,341	25,865	466,427	639,633
<b>Total</b>	<u><u>296,464</u></u>	<u><u>59,960</u></u>	<u><u>490,086</u></u>	<u><u>846,510</u></u>

# Dubai Islamic Bank P.J.S.C.

## Notes to the condensed consolidated interim financial information for the six-month period ended 30 June 2024

### 10. Investment properties

	Other real estate AED'000	Investment properties under construction AED'000	Land AED'000	Total AED'000
<b>30 June 2024 (Unaudited)</b>				
<b>Carrying Amount:</b>				
Within the U.A.E.	2,267,816	1,223,966	1,521,918	5,013,700
Outside the U.A.E.	-	-	51,731	51,731
<b>Total</b>	<u>2,267,816</u>	<u>1,223,966</u>	<u>1,573,649</u>	<u>5,065,431</u>
<b>31 December 2023 (Audited)</b>				
<b>Carrying Amount:</b>				
Within the U.A.E.	2,639,949	1,223,966	1,709,578	5,573,493
Outside the U.A.E.	-	-	51,731	51,731
<b>Total</b>	<u>2,639,949</u>	<u>1,223,966</u>	<u>1,761,309</u>	<u>5,625,224</u>

The fair value of the properties is based on the valuations performed by third party valuers and are level 3 under fair value hierarchy.

### 11. Receivables and other assets

Other receivables include net receivable on sale of property amounting to AED 187.4 million (31 December 2023: AED 283.8 million) stated at stage 2. It also includes overdraft balances that do not meet the definition of Islamic financing and investing assets, net amounting to AED 141.1 million (31 December 2023: AED 148.1 million) stated at stage 3.

### 12. Customers' deposits

	Unaudited 30 June 2024 AED'000	Audited 31 December 2023 AED'000
Current accounts	44,540,498	40,936,163
Saving accounts	52,647,354	40,382,186
Investment deposits (Term deposits based on Mudaraba)	136,283,592	140,219,713
Margin accounts	394,399	434,223
Depositors' investment risk reserve	20,792	18,940
Depositors' share of profit payable	130,932	62,982
<b>Total</b>	<u>234,017,567</u>	<u>222,054,207</u>

### 13. Due to banks

	Unaudited 30 June 2024 AED'000	Audited 31 December 2023 AED'000
Current accounts with banks	2,336,780	79,607
Investment deposits (Term deposits based on Mudaraba)	2,078,395	12,887,358
<b>Total</b>	<u>4,415,175</u>	<u>12,966,965</u>

# Dubai Islamic Bank P.J.S.C.

## Notes to the condensed consolidated interim financial information for the six-month period ended 30 June 2024

### 14. Sukuk issued

The analysis of the Sukuk instruments issued by the Group is as follows:

	Expected annual profit rate	Maturity	2024 AED'000	2023 AED'000
<i>Listed Sukuk - Irish Stock Exchange / Nasdaq Dubai</i>				
Sukuk issued by the Bank	2.95%	February 2025	<b>2,753,917</b>	2,753,269
Sukuk issued by the Bank	2.95%	January 2026	<b>4,776,646</b>	4,777,210
Sukuk issued by the Bank	1.96%	June 2026	<b>3,673,000</b>	3,673,000
Sukuk issued by the Bank	2.74%	February 2027	<b>2,754,750</b>	2,754,750
Sukuk issued by the Bank	5.49%	November 2027	<b>2,754,750</b>	2,754,750
Sukuk issued by the Bank	4.80%	August 2028	<b>3,673,000</b>	3,673,000
Sukuk issued by the Bank	5.24%	March 2029	<b>3,673,000</b>	-
<i>Private placement</i>				
Sukuk issued by a subsidiary	6M Kibor + 70 bps	December 2032	<b>53,672</b>	53,313
Sukuk issued by a subsidiary	3M Kibor + 175 bps	December 2028	<b>41,945</b>	41,685
<b>Total</b>			<b>24,154,680</b>	20,480,977
			=====	=====

### 15. Share capital

As at 30 June 2024, 7,240,744,377 authorised ordinary shares of AED 1 each (2023: 7,240,744,377 ordinary shares of AED 1 each) were fully issued and paid up.

### 16. Tier 1 Sukuk

SPV ("the Issuer")	Date of issuance	Discretionary profit rate	Callable period	Issuance amount Equivalent AED '000	
				(Unaudited) 30 June 2024	(Audited) 31 December 2023
DIB Tier 1 Sukuk (3) Limited	January 2019	6.25% per annum paid semi-annually	On or after January 2025	<b>2,754,750</b>	2,754,750
DIB Tier 1 Sukuk (4) Limited	November 2020	4.63% per annum paid semi-annually	On or after May 2026	<b>3,673,000</b>	3,673,000
DIB Tier 1 Sukuk (5) Limited	April 2021	3.38% per annum paid semi-annually	On or after October 2026	<b>1,836,500</b>	1,836,500
				<b>8,264,250</b>	8,264,250
				=====	=====

Tier 1 Sukuk is a perpetual security in respect of which there is no fixed redemption date and constitutes direct, unsecured, subordinated obligations (senior only to share capital) of the Bank subject to the terms and conditions of the Mudaraba Agreement. The Tier 1 Sukuk are listed on the Irish Stock Exchange and Dubai Financial Market / Nasdaq Dubai callable by the Bank after the "First Call Date" or any profit payment date thereafter subject to certain redemption conditions.

The net proceeds of Tier 1 Sukuk are invested by way of Mudaraba with the Bank (as Mudarib) on an unrestricted co-mingling basis, by the Bank in its general business activities carried out through the Mudaraba Common pool.

# Dubai Islamic Bank P.J.S.C.

## Notes to the condensed consolidated interim financial information for the six-month period ended 30 June 2024

### 16. Tier 1 Sukuk (continued)

At the Issuer's sole discretion, it may elect not to make any Mudaraba profit distributions expected and the event is not considered an event of default. In such event, the Mudaraba profit will not be accumulated but forfeited to the issuer. If the Issuer makes a non-payment election or a non-payment event occurs, then the Bank will not (a) declare or pay any distribution or dividend or make any other payment on, and will procure that no distribution or dividend or other payment is made on ordinary shares issued by the Bank, or (b) directly or indirectly redeem, purchase, cancel, reduce or otherwise acquire ordinary shares issued by the Bank.

### 17. Other reserves and treasury shares

Movement of other reserves and treasury shares during the period / year ended 30 June 2024 and 31 December 2023 is as follows:

	Statutory reserve AED'000	General reserve AED'000	Regulatory credit risk reserve AED'000	Treasury shares AED'000	Total AED'000
<b>2024 (Unaudited)</b>					
Balance at 1 January 2024	11,465,984	2,350,000	1,000,000	(31,316)	14,784,668
Transfer from retained earnings	-	-	361,000	-	361,000
<b>Balance at 30 June 2024</b>	<b>11,465,984</b>	<b>2,350,000</b>	<b>1,361,000</b>	<b>(31,316)</b>	<b>15,145,668</b>
	=====	=====	=====	=====	=====
<b>2023 (Audited)</b>					
Balance at 1 January 2023	11,465,984	2,350,000	870,000	(31,316)	14,654,668
Transfer from retained earnings	-	-	130,000	-	130,000
<b>Balance at 31 December 2023</b>	<b>11,465,984</b>	<b>2,350,000</b>	<b>1,000,000</b>	<b>(31,316)</b>	<b>14,784,668</b>
	=====	=====	=====	=====	=====

The Group holds 13,633,477 treasury shares (2023: 13,633,477 shares) amounting to AED 31.3 million (2023: AED 31.3 million).

### 18. Contingent liabilities and commitments

The analysis of contingent liabilities and commitments as at 30 June 2024 and 31 December 2023 is as follows:

	Unaudited 30 June 2024 AED'000	Audited 31 December 2023 AED'000
<b>Contingent liabilities and commitments:</b>		
Letters of guarantee	10,668,602	9,905,827
Letters of credit	1,634,401	1,637,773
Undrawn facilities commitments	16,182,825	17,054,515
<b>Total contingent liabilities and commitments</b>	<b>28,485,828</b>	<b>28,598,115</b>
<b>Other commitments:</b>		
Capital expenditure and others	1,737,464	1,066,433
<b>Total other commitments</b>	<b>1,737,464</b>	<b>1,066,433</b>
<b>Total contingent liabilities and commitments</b>	<b>30,223,292</b>	<b>29,664,548</b>
	=====	=====

# Dubai Islamic Bank P.J.S.C.

## Notes to the condensed consolidated interim financial information

for the six-month period ended 30 June 2024

### 19. Impairment charges, net

Impairment charges include net impairment charge on Islamic financing and investing assets amounting to AED 613.1 million (refer note 7.3) (30 June 2023: AED 807.0 million), net release on other financial assets amounting to AED 3.6 million (30 June 2023: net charge AED 151.6 million) and net charge on non-financial assets amounting to AED 42.8 million (30 June 2023: AED Nil).

### 20. Taxation

On 9 December 2022, the United Arab Emirates (UAE) Ministry of Finance (“MoF”) released Federal Decree-Law No 47 of 2022 on the Taxation of Corporations and Businesses, Corporate Tax Law (“CT Law”) to enact a new CT regime in the UAE. The new CT regime became effective for accounting periods beginning on or after 1 June 2023.

As the Group’s accounting year ends on 31 December, accordingly the effective implementation date for the Group is from 1 January 2024 to 31 December 2024, with the first return to be filed on or before 30 September 2025.

The taxable income of the entities that are in scope for UAE CT purposes will be subject to the rate of 9% corporate tax. It is not currently foreseen that the Group’s UAE operations will be subject to the application of the Global Minimum Tax rate of 15% in FY2024. The application is dependent on the implementation of Base Erosion Profit Shifting (BEPS 2) - Pillar Two rules by the countries where the Group operates and the enactment of Pillar Two rules by the UAE MoF.

The new CT Law provides certain transitional rules and gives choices for irrevocable elections regarding the treatment to be followed for calculation of taxable income.

The effective tax rate (“ETR”) for the period ended 30 June 2024 is 7.61 % (30 June 2023: 0.8%). The deviation from the statutory tax rate is primarily driven by income exempt under the CT Law and subsidiaries in other countries.

#### 20.1 Income tax expense

		Unaudited 30 June 2024 AED’000	Unaudited 30 June 2023 AED’000
Current tax	20.2	367,968	50,617
Deferred tax	20.3	(24,963)	(11,124)
<b>Total</b>		<b>343,005</b>	<b>39,493</b>

#### 20.2 Provision for taxation

		Unaudited 30 June 2024 AED’000	Audited 31 December 2023 AED’000
<b>Balance at 1 January</b>		<b>6,696</b>	<b>19,076</b>
Charged during the period	20.1	367,968	133,416
Paid during the period		(63,229)	(142,130)
Foreign exchange effect		(2,466)	(3,666)
<b>Total</b>		<b>308,969</b>	<b>6,696</b>

# Dubai Islamic Bank P.J.S.C.

## Notes to the condensed consolidated interim financial information for the six-month period ended 30 June 2024

### 20. Taxation (continued)

#### 20.3 Deferred tax asset

		Unaudited 30 June 2024 AED'000	Audited 31 December 2023 AED'000
Balance at 1 January		84,495	57,871
Credit to the income statement	20.1	24,963	35,804
Others		8,683	(9,180)
<b>Total</b>		<b>118,141</b>	<b>84,495</b>

### 21. Basic and diluted earnings per share

Basic and diluted earnings per share are calculated by dividing the profit for the period attributable to owners of the Bank, net of directors' remuneration and profit attributable to Tier 1 Sukukholders by the weighted average number of shares outstanding during the period as follows:

	Three-month period ended 30 June		Six-month period ended 30 June	
	2024 AED'000	2023 AED'000	2024 AED'000	2023 AED'000
Profit for the period attributable to the owners of the Bank	1,676,945	1,571,334	3,269,741	3,049,174
Profit attributable to tier 1 sukukholders	(115,929)	(115,929)	(202,015)	(202,015)
	<b>1,561,016</b>	1,455,405	<b>3,067,726</b>	2,847,159
Weighted average number of shares outstanding during the period ('000)	<b>7,227,111</b>	7,227,111	<b>7,227,111</b>	7,227,111
Basic and diluted earnings per share (AED per share)	<b>0.22</b>	0.20	<b>0.42</b>	0.39

### 22. Cash and cash equivalents

	Unaudited 30 June 2024 AED'000	Unaudited 30 June 2023 AED'000
Cash and balances with central banks	21,588,097	28,134,419
Due from banks and financial institutions	5,157,667	2,733,440
Due to banks and financial institutions	(4,415,175)	(12,993,678)
	<b>22,330,589</b>	17,874,181
Add: Due to banks and financial institutions over three months	-	8,839,927
<b>Total</b>	<b>22,330,589</b>	<b>26,714,108</b>

# Dubai Islamic Bank P.J.S.C.

---

## Notes to the condensed consolidated interim financial information

*for the six-month period ended 30 June 2024*

### 23. Segmental information

#### 23.1 Reportable segments

Reportable segments are identified on the basis of internal reports about the components of the Group that are regularly reviewed by the Group's chief operating decision maker in order to allocate resources to the segment and to assess its performance.

The Group's reportable segments are organised into below major segments as follows:

- |                            |   |
|----------------------------|---|
| - Consumer banking:        | Principally handling individual customers' deposits, providing consumer Murabaha, Salam, home finance, Ijarah, Credit Cards and funds transfer facilities, priority banking and wealth management.                                    |
| - Corporate banking:       | Principally handling financing, other credit facilities, deposits, current accounts, cash management and risk management products for corporate and institutional customers.  |
| - Treasury:                | Principally responsible for managing the Bank's overall liquidity and market risk and provides treasury services to customers. Treasury also runs its own Sukuk and specialised financial instruments book to manage the above risks. |
| - Real estate development: | Property development and other real estate investments by a subsidiary.   |
| - Other:                   | Functions other than above core lines of businesses including investment banking services.  |

The accounting policies of the above reportable segments are the same as the Group's accounting policies. There has been no change in the reportable segments as a result of acquisition of Noor Bank.

## Dubai Islamic Bank P.J.S.C.

### Notes to the condensed consolidated interim financial information for the six-month period ended 30 June 2024

#### 23. Segmental information (continued)

##### 23.2 Segment profitability

The following table presents summarised condensed consolidated interim statement of profit or loss related to Group's reportable segments:

	Consumer banking		Corporate banking		Treasury		Real estate development		Other		Total	
	Six-month period ended 30 June		Six-month period ended 30 June		Six-month period ended 30 June		Six-month period ended 30 June		Six-month period ended 30 June		Six-month period ended 30 June	
	2024 (Unaudited) AED'000	2023 (Unaudited) AED'000	2024 (Unaudited) AED'000	2023 (Unaudited) AED'000	2024 (Unaudited) AED'000	2023 (Unaudited) AED'000	2024 (Unaudited) AED'000	2023 (Unaudited) AED'000	2024 (Unaudited) AED'000	2023 (Unaudited) AED'000	2024 (Unaudited) AED'000	2023 (Unaudited) AED'000
Net operating revenue	2,464,443	2,693,865	1,492,671	1,368,976	1,247,420	980,897	316,136	114,899	537,313	421,268	6,057,983	5,579,905
Operating expenses	(856,716)	(598,097)	(370,693)	(257,477)	(57,016)	(44,609)	(141,349)	(117,381)	(259,386)	(453,287)	(1,685,160)	(1,470,851)
Net operating profit	1,607,727	2,095,768	1,121,978	1,111,499	1,190,404	936,288	174,787	(2,482)	277,927	(32,019)	4,372,823	4,109,054
Impairment charge, net											(652,305)	(958,618)
Profit before income tax expense											3,720,518	3,150,436
Income tax expense											(343,005)	(39,493)
<b>Profit for the period</b>											<b>3,377,513</b>	<b>3,110,943</b>



## Dubai Islamic Bank P.J.S.C.

### Notes to the condensed consolidated interim financial information for the six-month period ended 30 June 2024

#### 23. Segmental information (continued)

##### 23.3 Segment financial position

The following table presents assets and liabilities regarding the Group's reportable segments:

	Consumer banking		Corporate banking		Treasury		Real Estate Development		Other		Total	
	<b>30 June</b>	31 December	<b>30 June</b>	31 December	<b>30 June</b>	31 December	<b>30 June</b>	31 December	<b>30 June</b>	31 December	<b>30 June</b>	31 December
	<b>2024</b>	2023	<b>2024</b>	2023	<b>2024</b>	2023	<b>2024</b>	2023	<b>2024</b>	2023	<b>2024</b>	2023
	(Unaudited)	(Audited)	(Unaudited)	(Audited)	(Unaudited)	(Audited)	(Unaudited)	(Audited)	(Unaudited)	(Audited)	(Unaudited)	(Audited)
	AED'000	AED'000	AED'000	AED'000	AED'000	AED'000	AED'000	AED'000	AED'000	AED'000	AED'000	AED'000
Segment assets	<b>59,953,479</b>	56,059,354	<b>137,736,735</b>	141,580,539	<b>81,963,813</b>	71,322,861	<b>6,206,749</b>	6,149,456	<b>36,789,796</b>	39,179,293	<b>322,650,572</b>	314,291,503
	=====	=====	=====	=====	=====	=====	=====	=====	=====	=====	=====	=====
Segment liabilities	<b>91,536,223</b>	88,180,036	<b>144,345,496</b>	136,179,561	<b>2,907,105</b>	2,769,384	<b>1,217,883</b>	1,123,072	<b>35,481,274</b>	38,605,317	<b>275,487,981</b>	266,857,370
	=====	=====	=====	=====	=====	=====	=====	=====	=====	=====	=====	=====

# Dubai Islamic Bank P.J.S.C.

## Notes to the condensed consolidated interim financial information

for the six-month period ended 30 June 2024

### 24. Related party transactions

- (a) The Group enters into transactions with shareholders, directors, key management personnel, their related concerns and the Group's associates and joint ventures in the ordinary course of business at terms agreed between both parties.
- (b) As at 30 June 2024 and 31 December 2023, the major shareholder of the Bank is Investment Corporation of Dubai ("ICD"), a company in which the Government of Dubai is the majority shareholder.
- (c) Balances and transactions between the Bank and its subsidiaries, which are related parties of the Group, have been fully eliminated upon consolidation and they are not disclosed in this note.
- (d) The significant balances and transactions with related parties included in the condensed consolidated interim financial information are as follows:

	Major shareholders AED'000	Directors and key management personnel AED'000	Associates and joint ventures AED'000	Total AED'000
<b>As at 30 June 2024 (Unaudited)</b>				
Islamic financing and investing assets	880,196	380,821	-	1,261,017
Investment in Sukuk	821,322	-	-	821,322
Customers' deposits	66,991	488,770	227	555,988
Contingent liabilities and commitments	-	124,251	-	124,251
<b>As at 31 December 2023 (Audited)</b>				
Islamic financing and investing assets	915,233	318,542	14,966	1,248,741
Investment in Sukuk	823,324	-	-	823,324
Customers' deposits	1,474,702	417,338	12,390	1,904,430
Contingent liabilities and commitments	-	95,786	541	96,327
<b>For the six-month period ended 30 June 2024 (Unaudited)</b>				
Income from Islamic financing transactions	32,306	11,659	-	43,965
Income from investment in Sukuk	17,949	-	-	17,949
Depositors' and Sukuk holders' share of profits	37,741	6,782	-	44,523
<b>For the six-month period ended 30 June 2023 (Unaudited)</b>				
Income from Islamic financing transactions	34,341	6,604	271	41,216
Income from investment in Sukuk	16,395	-	-	16,395
Depositors' and Sukuk holders' share of profits	29,137	7,460	-	36,597

- (e) No specific impairment allowances have been recognised against Islamic financing and investing assets extended to related parties or contingent liabilities and commitments issued in favour of the Group's related parties during the six-month period ended 30 June 2024 (six-month period ended 30 June 2023: Nil).

# Dubai Islamic Bank P.J.S.C.

## Notes to the condensed consolidated interim financial information for the six-month period ended 30 June 2024

### 24. Related party transactions (continued)

- (f) The compensation paid to / accrued for key management personnel of the Bank during the six-month period ended 30 June 2024 and 2023 was as follows:

	Unaudited 30 June 2024 AED'000	Unaudited 30 June 2023 AED'000
Salaries and other benefits	43,010	41,924
End of service benefits	1,425	1,721
	=====	=====

### 25. Fair value of financial instruments

#### 25.1 Fair value of the Group's financial assets and financial liabilities that are measured at fair value on a recurring basis

The table below summarises the Group's financial instruments' fair value according to fair value hierarchy:

30 June 2024 (Unaudited)	Level 1 AED'000	Level 2 AED'000	Level 3 AED'000	Total AED'000
<b>Investments carried at fair value through other comprehensive income</b>				
Quoted instruments	440,305	-	-	440,305
Unquoted instruments	-	-	576,961	576,961
<b>Other assets</b>				
Islamic derivative assets	-	1,033,321	-	1,033,321
<b>Total financial assets measured at fair value</b>	440,305	1,033,321	576,961	2,050,587
	=====	=====	=====	=====
<b>Other liabilities</b>				
Islamic derivative liabilities	-	1,010,012	-	1,010,012
	=====	=====	=====	=====

# Dubai Islamic Bank P.J.S.C.

## Notes to the condensed consolidated interim financial information for the six-month period ended 30 June 2024

### 25. Fair value of financial instruments (continued)

#### 25.1 Fair value of the Group's financial assets and financial liabilities that are measured at fair value on a recurring basis (continued)

31 December 2023 (Audited)	Level 1 AED'000	Level 2 AED'000	Level 3 AED'000	Total AED'000
<b>Investments carried at fair value through other comprehensive income</b>				
Quoted instruments	427,265	-	-	427,265
Unquoted instruments	-	-	639,633	639,633
<b>Other assets</b>				
Islamic derivative assets	-	1,171,475	-	1,171,475
<b>Total financial assets measured at fair value</b>	427,265	1,171,475	639,633	2,238,373
	=====	=====	=====	=====
<b>Other liabilities</b>				
Islamic derivative liabilities	-	1,057,385	-	1,057,385
	=====	=====	=====	=====

There were no transfers between Level 1, 2 and 3 during the period ended 30 June 2024 and year ended 31 December 2023.

#### 25.2 Reconciliation of Level 3 fair value measurement of financial assets measured at fair value through other comprehensive income

	Unaudited 30 June 2024 AED'000	Audited 31 December 2023 AED'000
<b>Balance at 1 January</b>	<b>639,633</b>	811,404
Loss in other comprehensive income	(63,455)	(275,049)
Others	783	103,278
<b>Balance at period end</b>	<b>576,961</b>	639,633
	=====	=====

# Dubai Islamic Bank P.J.S.C.

## Notes to the condensed consolidated interim financial information

for the six-month period ended 30 June 2024

### 26. Capital adequacy ratio

The Group lead regulator, the Central Bank of U.A.E. (CBUAE), sets and monitors capital requirements for the Group as a whole. The Group and individual banking operations within the Bank are directly supervised by their respective local regulators.

The Group regulatory capital is analysed into following tiers:

- Common Equity Tier 1 (CET1), which includes fully paid up capital, statutory reserve, general reserve, retained earnings, exchange translation reserve and investment fair value reserve. Regulatory adjustments under Basel III, which includes deductions of deferred tax assets, investments in banking and financial entities and other threshold deductions;
- Tier 1 capital, includes CET1, with additional items that consist of Tier 1 capital instruments and certain non-controlling interests in subsidiaries; and
- Tier 2 capital, which includes collective impairment allowance and qualifying subordinated liabilities, if any.

The Bank was recognized as Domestic Systemically Important Bank (D-SIB) during the year ended 31 December 2018 and is accordingly required to keep a D-SIB buffer of 0.5% in addition to the CCB of 2.5%.

As per the Central Bank regulation for Basel III, the minimum capital requirement as at 30 June 2024 is 13.5% inclusive of capital conservation buffer of 2.5% and D-SIB buffer of 0.5%.

	<b>Unaudited 30 June 2024 AED'000</b>	<b>Audited 31 December 2023 AED'000</b>
<b><i>Capital base</i></b>		
Common Equity Tier 1	<b>34,387,610</b>	31,826,709
Additional Tier 1 capital	<b>8,264,250</b>	8,264,250
	<hr/>	<hr/>
Tier 1 Capital	<b>42,651,860</b>	40,090,959
Tier 2 Capital	<b>2,865,617</b>	2,845,523
	<hr/>	<hr/>
<b>Total capital base</b>	<b>45,517,477</b>	42,936,482
	<hr/>	<hr/>
<b><i>Risk weighted assets</i></b>		
Credit risk	<b>229,249,338</b>	227,641,803
Market risk	<b>2,640,364</b>	2,292,207
Operational risk	<b>19,861,701</b>	18,689,483
	<hr/>	<hr/>
<b>Total risk weighted assets</b>	<b>251,751,403</b>	248,623,493
	<hr/>	<hr/>
<b><i>Capital Ratios</i></b>		
Total capital ratio	<b>18.1%</b>	17.3%
Tier 1 capital ratio	<b>16.9%</b>	16.1%
Common equity Tier 1 capital ratio	<b>13.7%</b>	12.8%

# Dubai Islamic Bank P.J.S.C.

## Notes to the condensed consolidated interim financial information

for the six-month period ended 30 June 2024

### 27. Dividend

At the Annual General Meeting of the shareholders held on 27 February 2024, the shareholders approved a cash dividend of AED 0.45 per outstanding share amounting to AED 3,252.2 million for the year ended 31 December 2023.

### 28. Seasonality of results

No income of seasonal nature was recorded in the condensed consolidated interim statement of profit or loss for the six-month periods ended 30 June 2024 and 30 June 2023.

### 29. Subsidiaries

(a) The Group's material interest held directly or indirectly in the subsidiaries is as follows:

Name of subsidiary	Principal activity	Place of incorporation and operation	Ownership interest and voting power	
			30 June 2024	31 December 2023
1. Dubai Islamic Bank Pakistan Limited	Banking	Pakistan	100.0%	100.0%
2. Noor Bank P.J.S.C.	Banking	U.A.E	100.0%	100.0%
3. Tamweel P.S.C.	Financing	U.A.E	92.0%	92.0%
4. DIB Bank Kenya Limited	Banking	Kenya	100.0%	100.0%
5. Dubai Islamic Financial Services L.L.C.	Brokerage services	U.A.E.	99.0%	99.0%
6. Deyaar Development P.J.S.C.	Real estate development	U.A.E	44.9%	44.9%
7. Dar Al Sharia Islamic Finance Consultancy L.L.C.	Islamic finance advisory	U.A.E.	100.0%	100.0%
8. Al Tanmyah Services L.L.C.	Labour services	U.A.E.	99.0%	99.0%
9. Al Tatweer Al Hadith Real Estate investment	Real estate development	Egypt	100.0%	100.0%
10. Al Tameer Modern Real Estate Investment	Real estate development	Egypt	100.0%	100.0%
11. Al Tanmia Modern Real Estate Investment	Real estate development	Egypt	100.0%	100.0%
12. Naseej Private Property Management Services LLC	Property Management	U.A.E.	-	99.0%
13. Dubai Islamic Bank Printing Press L.L.C.	Printing	U.A.E.	99.5%	99.5%
14. Al Islami Real Estate Investments Ltd.	Investments	U.A.E.	100.0%	100.0%
15. Dubai Islamic Trading Center L.L.C	Trading in motor vehicles	U.A.E.	-	99.0%
16. Creek Union Limited FZ LLC	Investments	U.A.E	100.0%	100.0%
17. Madinat Bader Properties Co. L.L.C	Real Estate Development	U.A.E	99.0%	99.0%

(b) In addition to the registered ownership described above, the remaining equity in the entities 5, 8, 12, 13, 15 and 17 are also beneficially held by the Bank through nominee arrangements.

(c) The Bank has ceased the operations for entity 5 and plan to liquidate this entity.

# Dubai Islamic Bank P.J.S.C.

## Notes to the condensed consolidated interim financial information

for the six-month period ended 30 June 2024

### 29. Subsidiaries (continued)

- (d) The following Special Purpose Vehicles (“SPV”) were formed to manage specific transactions including funds, and are expected to be closed upon their completion.

Name of SPV	Principal activity	Place of incorporation and operation	Ownership interest and voting power	
			30 June 2024	31 December 2023
18. HoldInvest Real Estate Sarl	Investments	Luxembourg	100.0%	100.0%
19. France Invest Real Estate SAS	Investments	France	-	100.0%
20. Al Islami Trade Company Limited	Investments	U.A.E.	100.0%	100.0%
21. Levant One Investment Limited	Investments	U.A.E.	100.0%	100.0%
22. Deyaar Investments LLC	Investments	U.A.E.	Controlling Interest	Controlling Interest
23. Deyaar Funds LLC	Investments	U.A.E.	Controlling Interest	Controlling Interest
24. Sequoia Investments L.L.C.	Investments	U.A.E.	100.0%	100.0%
25. Blue Nile Investments L.L.C.	Investments	U.A.E.	-	100.0%
26. DIB FM Ltd	Investments	Cayman Islands	100.0%	100.0%
27. Noor Sukuk Company Limited	Investments	Cayman Islands	-	100.0%
28. Star Digital Investments SPV Limited	Investments	U.A.E	100.0%	100.0%

- (e) In addition to the registered ownership described above, the remaining equity in the entities 22 and 23 are also beneficially held by the Bank through nominee arrangements.
- (f) The Bank has liquidated the entities 12, 15, 19, 25 and 27 during the period.

### 30. Comparative information

Certain comparative amounts in consolidated statement of profit or loss and notes to the consolidated financial statement have been adjusted to conform to the current presentation.

### 31. Approval of the condensed consolidated interim financial information

The condensed consolidated interim financial information was approved by the Board of Directors and authorized for issue on 23 July 2024.