

# Get the most out of Online Business Banking with DIB



## Modify Payment Instruction A Quick Guide



# Modify Payment Instruction



## Step 01 ►

Login to MB SME App with valid user credentials

2:57

50 DIB alt العربية

### Login To Your Account

Username

corpuser61

Password

Abcd@1234

[FORGOT LOGIN DETAILS?](#)

**LOG IN**

Dubai Islamic Bank Public Joint Stock Company, licensed and regulated by the Central Bank of the UAE.

By logging in I confirm and acknowledge the applicable **Terms and Conditions** and irrevocably and unconditionally waive the cooling off period.

[Need help? Contact us](#) [ATM & Branch Locator](#) [App Tutorial](#)

## Step 02 ►

Enter valid OTP

16:15

### User Management

### Verify OTP

OTP has been sent successfully to your registered mobile number +971\*\*\*\*\*51

Please enter the 6 digit code

• • • • • •

We have sent OTP for verification  
Your code will expire in 04:14

[RESEND OTP](#)

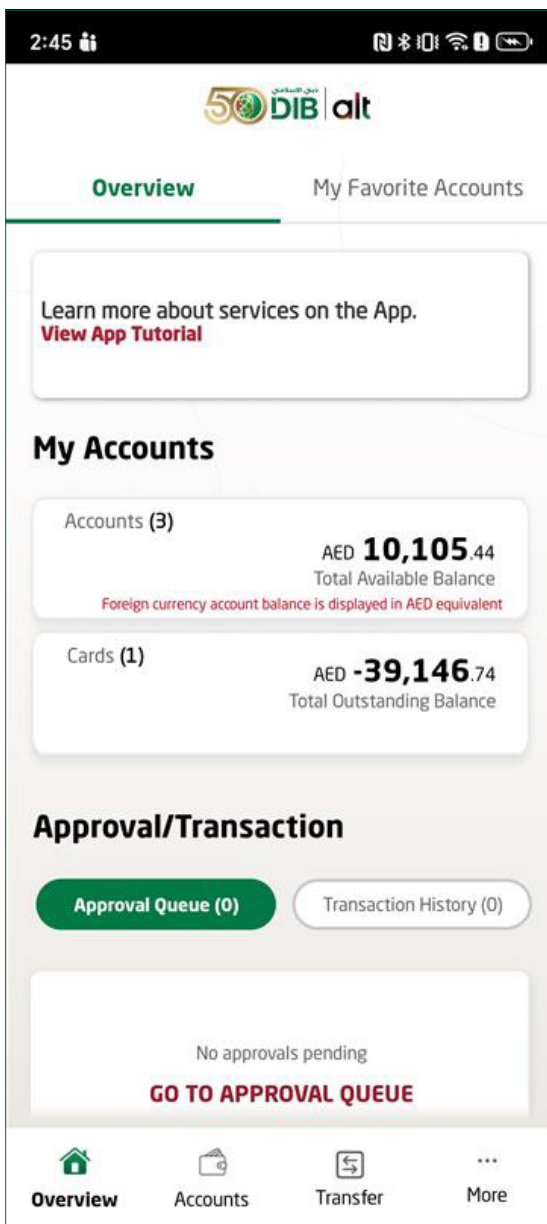
III O <

# Modify Payment Instruction



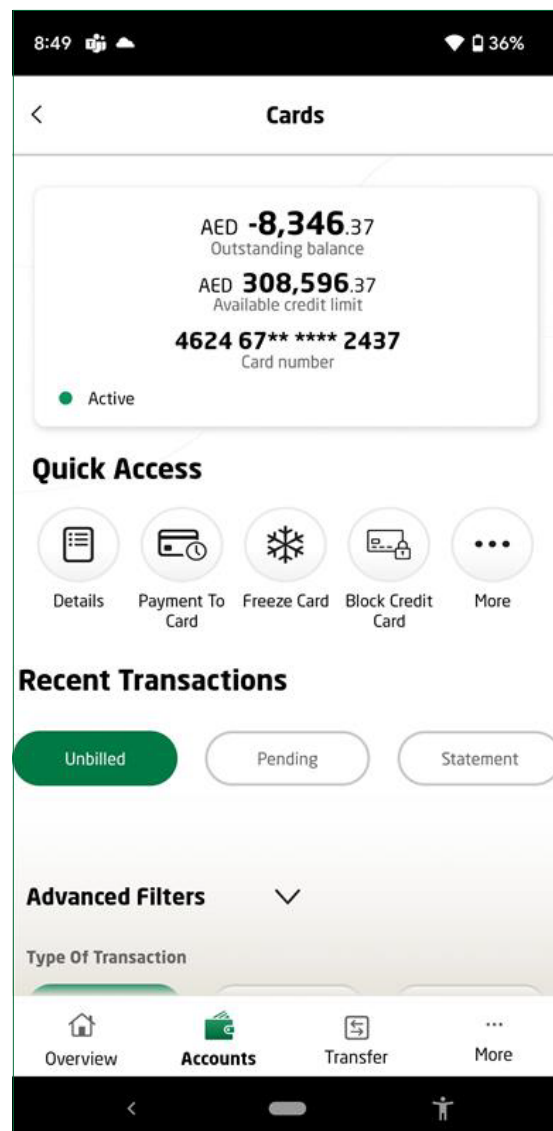
## Step 03 ►

Overview screen displays with linked details (Accounts, Cards, Finance, Approval/Txn Queue)



## Step 04 ►

Click on More

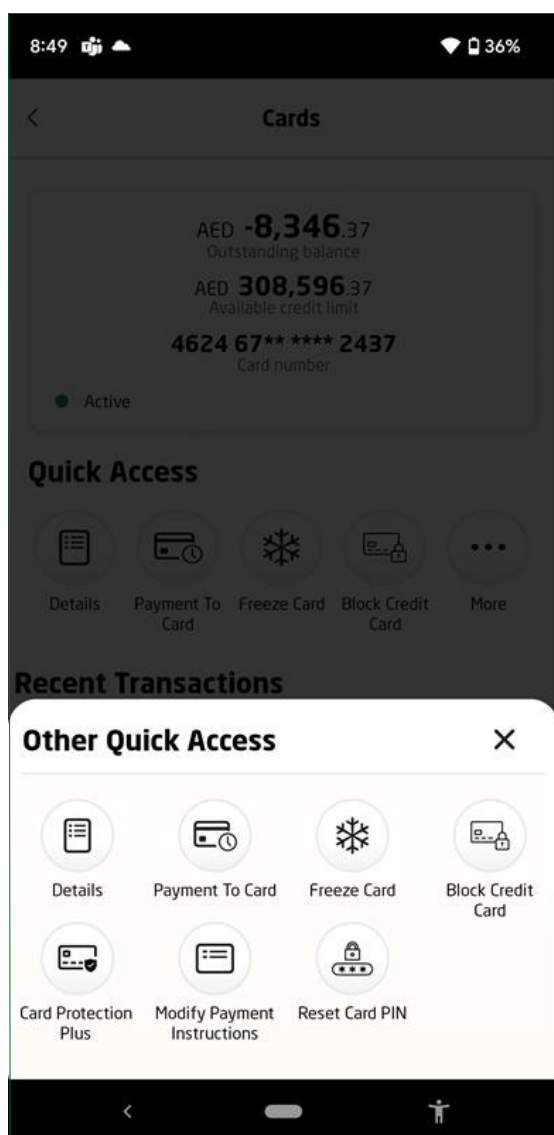


# Modify Payment Instruction



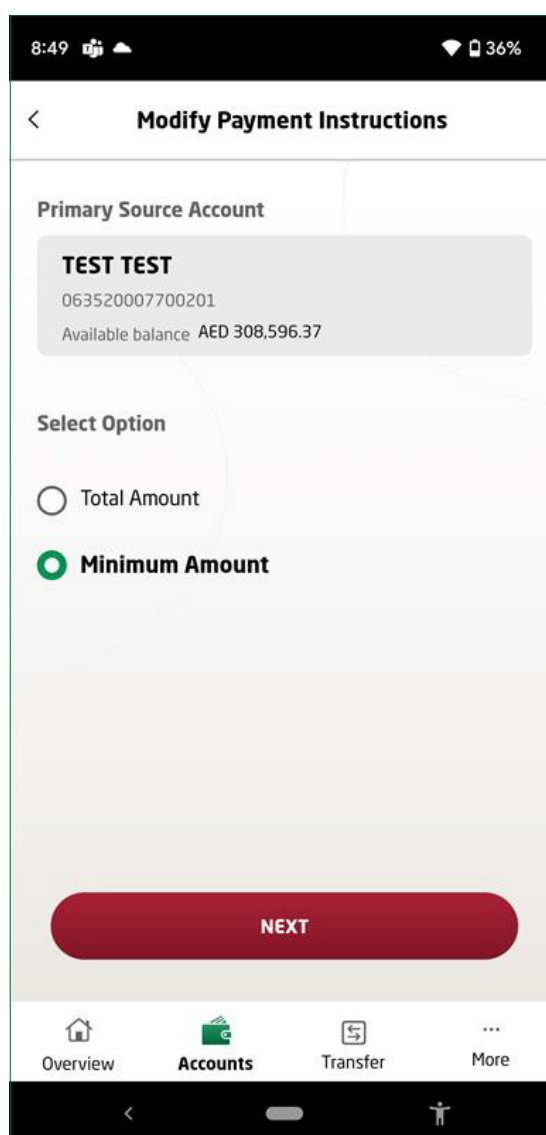
## Step 05 ▶

Click on Modify Payment Instruction from below options



## Step 06 ▶

Select one option from below screen



# Modify Payment Instruction



## Step 07 ►

Verify OTP

12:51 91%

< **Modify Payment Instructions**

**Verify OTP**

OTP has been sent successfully to your registered mobile number +971\*\*\*\*\*21

Please enter the 6 digit code

— — — — — —

We have sent OTP for verification  
Your code will expire in 04:59

RESEND OTP

< — — — — — >


This screenshot shows the 'Verify OTP' screen. At the top, the status bar shows the time 12:51 and 91% battery. The title bar says '< Modify Payment Instructions'. Below the title, there's a section 'Verify OTP' with a message: 'OTP has been sent successfully to your registered mobile number +971\*\*\*\*\*21'. Below this, it says 'Please enter the 6 digit code' followed by six input boxes, each containing a hyphen. At the bottom left, it says 'We have sent OTP for verification' and 'Your code will expire in 04:59'. At the bottom right, there's a 'RESEND OTP' button. The bottom navigation bar shows icons for Overview, Accounts, Transfer, and More.

## Step 08 ►

Payment instruction updated successfully


8:50 36%

< **Modify Payment Instructions**



Ref# MBD0000004602840

**Payment instructions updated**



Overview Accounts Transfer More

This screenshot shows the 'Payment instruction updated successfully' screen. At the top, the status bar shows the time 8:50 and 36% battery. The title bar says '< Modify Payment Instructions'. Below the title, there's a large green circle with a white checkmark. Below this, it says 'Ref# MBD0000004602840'. Below that, it says 'Payment instructions updated' in bold. Below this, there's a photo of four people in traditional Arab attire. The bottom navigation bar shows icons for Overview, Accounts, Transfer, and More.

Go ahead and enjoy our business services offered on the **DIB Business Mobile App**.

If you have any further queries, contact us through the below means.



Call: **+971 4 609 2525**



Email: **info@dib.ae**



Customer Support: **dib.ae/support**