

# Get the most out of Online Business Banking with DIB



Domestic Transfer to Card  
A Quick Guide



# Domestic Transfer to Card



## Step 01 ►

Login to MB SME App with valid user credentials

دبي الإسلامي | DIB alt العربية

### Login To Your Account

Username

IMSTGSIG02

Password

.....

[FORGOT LOGIN DETAILS?](#)

**LOG IN**

Dubai Islamic Bank Public Joint Stock Company, licensed and regulated by the Central Bank of the UAE.

By logging in I confirm and acknowledge the applicable **Terms and Conditions** and irrevocably and unconditionally waive the cooling off period.

Need help? Contact us

ATM & Branch Locator

App Tutorial

## Step 02 ►

Enter valid OTP

### User Management

#### Verify OTP

OTP has been sent successfully to your registered mobile number +971\*\*\*\*\*31 and email address s\*\*\*\*\*t@dibuat.ae

Please enter the 6 digit code

We have sent OTP for verification  
Your code will expire in 04:59

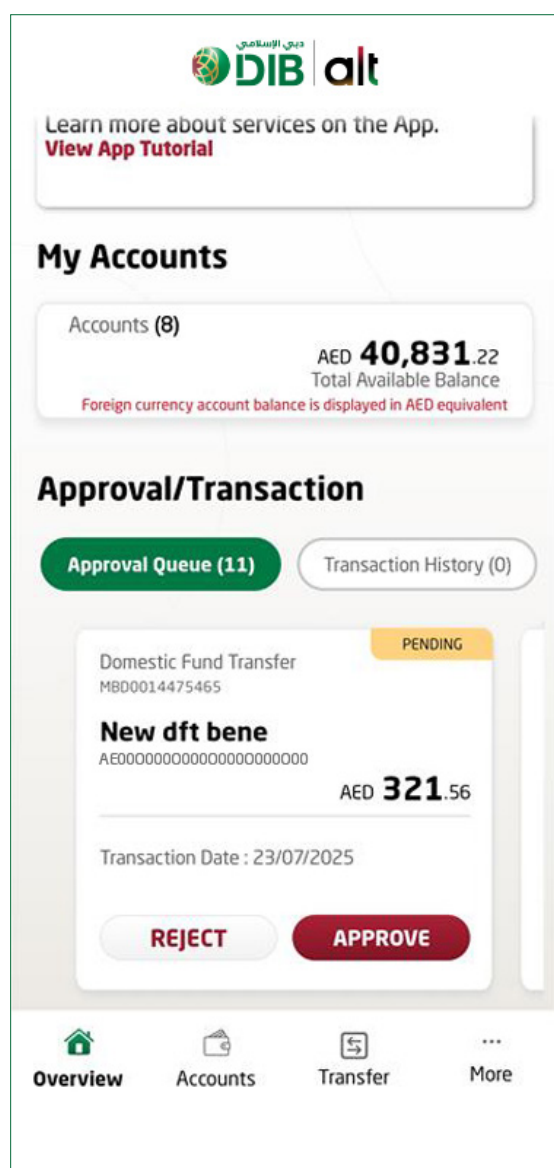
[RESEND OTP](#)

# Domestic Transfer to Card



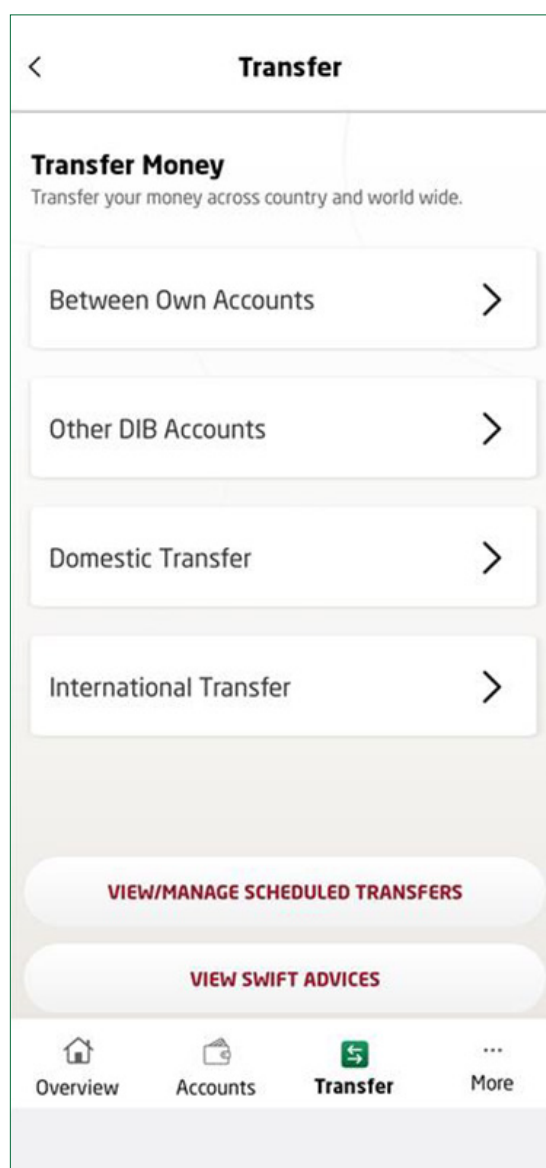
## Step 03 ►

Overview screen displays with linked details (Accounts, Cards, Finances, Approval/Transaction Queue)



## Step 04 ►

Under the Transfer section, select the Domestic Transfer option

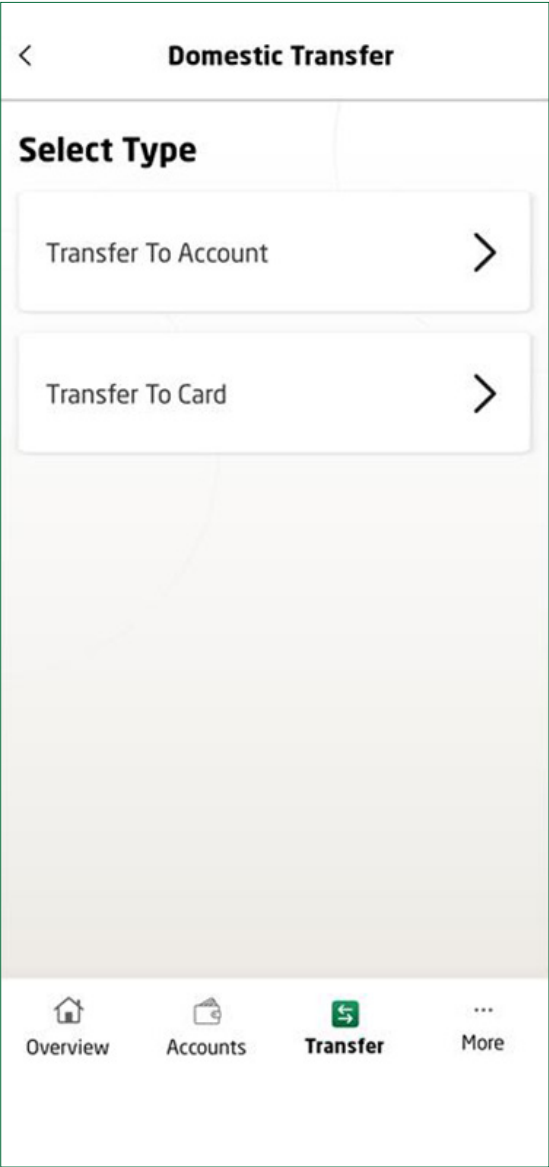


# Domestic Transfer to Card



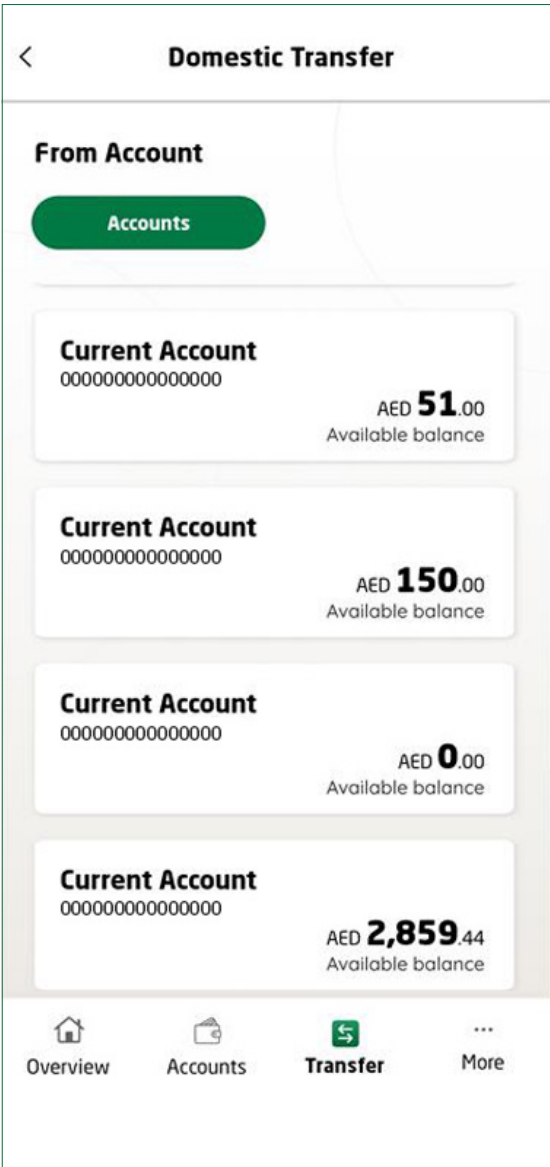
## Step 05 ▶

Select Transfer to Card option



## Step 06 ▶

From the list, select the account to be debited.



# Domestic Transfer to Card



## Step 07 ►

Select the beneficiary from the list

<

Domestic Transfer

Select Beneficiary

Test

Card No 0000000000000000

ABU DHABI ISLAMIC BANK UAE

UAE

Raasim Mohamed

Card No 0000000000000000

EMIRATES NBD BANK UAE

UAE

NEW BENEFICIARY

Overview

Accounts

Transfer

More

## Step 08 ►

Enter the Transfer amount and click on Next

<

Domestic Transfer

From Account

Current Account

Account No 0000000000000000

Available balance: AED 2,859.44

▼

Beneficiary

Raasim Mohamed

Card No 0000000000000000

EMIRATES NBD BANK UAE

Enter Transfer Amount

AED

500

i

- Through this option, you can transfer funds to any local bank (to both IBAN and Credit Card) in UAE by debiting your AED Current/ Savings account.
- Transfer to new beneficiary are subject to a 4-hour cooling period before processing.
- Transfer to already saved beneficiary will be processed immediately.
- Transfers Initiated after 4 PM and on public holiday, will be processed on next working day.

NEXT

Overview

Accounts

Transfer

More

# Domestic Transfer to Card



## Step 09 ▶

Enter the other details and click on Next

<

Domestic Transfer

More Details

Correspondent bank charges

BEN

▼

Transaction Type

Credit Card Payment

▼

Transfer Reason

Test

✓

I have read and understood the **KEY FACT STATEMENT**

NEXT

Overview

Accounts

Transfer

More

## Step 10 ▶

Review the details and click on Transfer Now

<

Domestic Transfer

Review Transfer

Amount

AED 500.00

EDIT

From

Abhishek Lightly

Account No 0000000000000000

To

Raasim Mohamed...

Card No 0000000000000000

EMIRATES NBD BANK UAE

Transaction Fees

AED 0.00

Correspondent bank charges

BEN

i

- Through this option, you can transfer funds to any local bank (to both IBAN and Credit Card) in UAE by debiting your AED Current/ Savings account.
- Transfer to new beneficiary are subject to a 4-hour cooling period before processing.
- Transfer to already saved beneficiary will be processed immediately.
- Transfers Initiated after 4 PM and on public holiday, will be processed on next working day.

TRANSFER NOW

TRANSFER LATER

SCHEDULE RECURRING TRANSFER

Overview

Accounts

Transfer

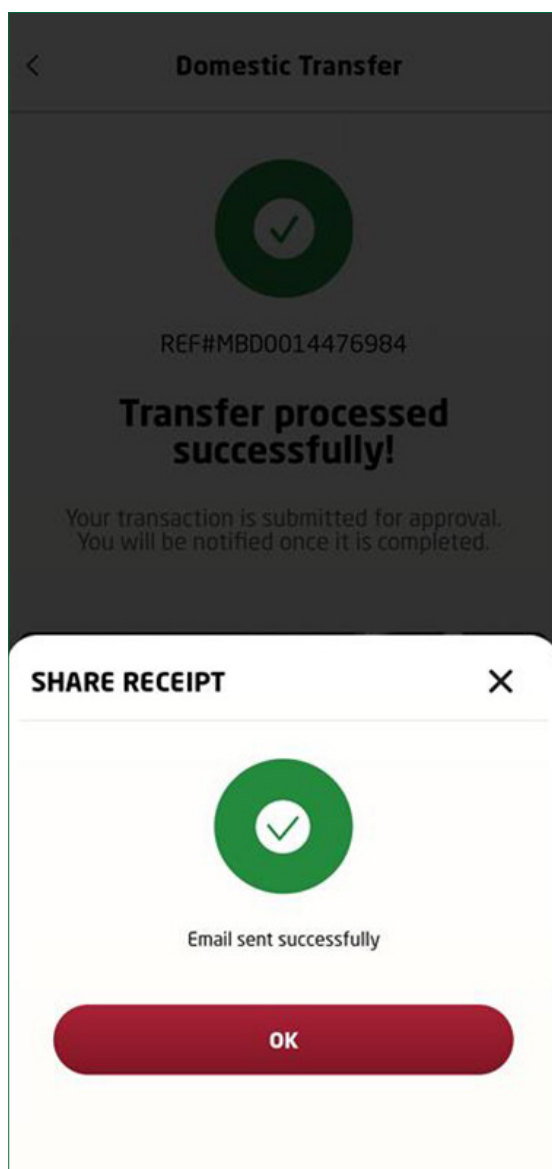
More

# Domestic Transfer to Card




## Step 11 ►

An e-receipt is sent automatically



## Step 12 ►

The transfer will be processed successfully





Go ahead and enjoy our business services offered on the **DIB Business Mobile App**.

If you have any further queries, contact us through the below means.



Call: **+971 4 609 2525**



Email: **info@dib.ae**



Customer Support: **dib.ae/support**