

Get the most out of Online Business Banking with DIB



Card e-Statement Registration A Quick Guide



Card e-Statement Registration



Step 01 ►

Login to MB SME App with valid user credentials

2:57

50 DIB alt العربية

Login To Your Account

Username

corpuser61

Password

Abcd@1234

[FORGOT LOGIN DETAILS?](#)

LOG IN

Dubai Islamic Bank Public Joint Stock Company, licensed and regulated by the Central Bank of the UAE.

By logging in I confirm and acknowledge the applicable **Terms and Conditions** and irrevocably and unconditionally waive the cooling off period.

Need help? Contact us

ATM & Branch Locator

App Tutorial

Step 02 ►

Enter valid OTP

16:15

User Management

Verify OTP

OTP has been sent successfully to your registered mobile number +971*****51

Please enter the 6 digit code

• • • • • •

We have sent OTP for verification
Your code will expire in 04:14

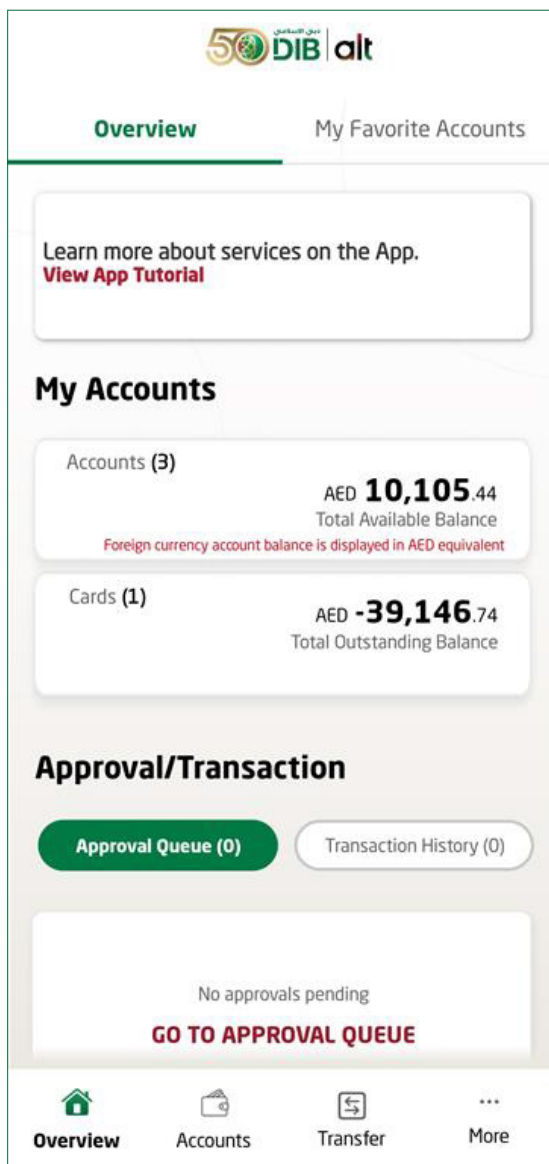
[RESEND OTP](#)

Card e-Statement Registration



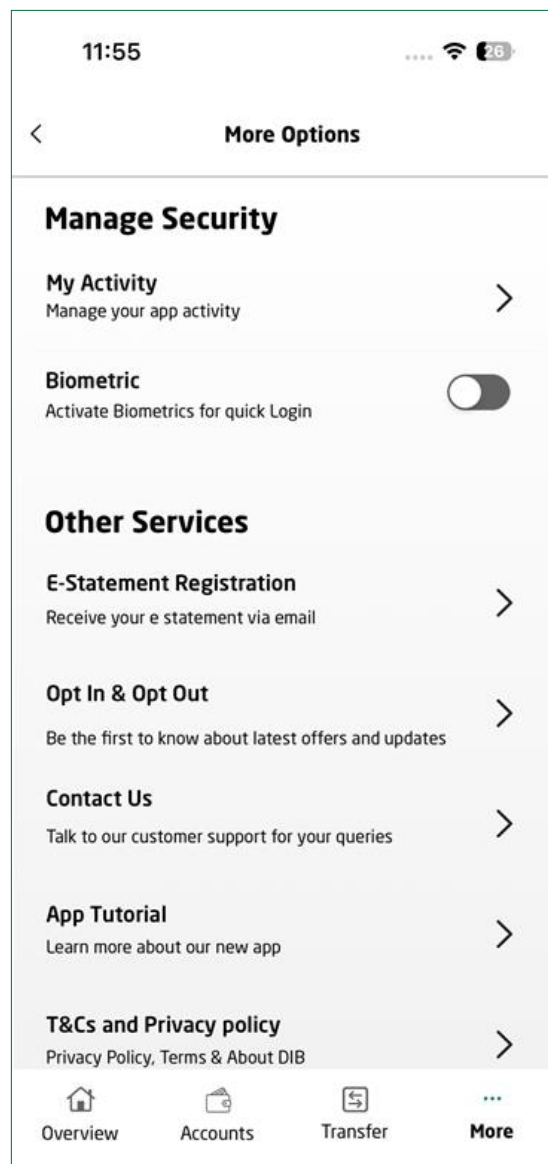
Step 03 ►

Overview screen displays with linked details (Accounts, Cards, Finance , Approval/Txn Queue)



Step 04 ►

Click on More Option and navigate to E-statement registration

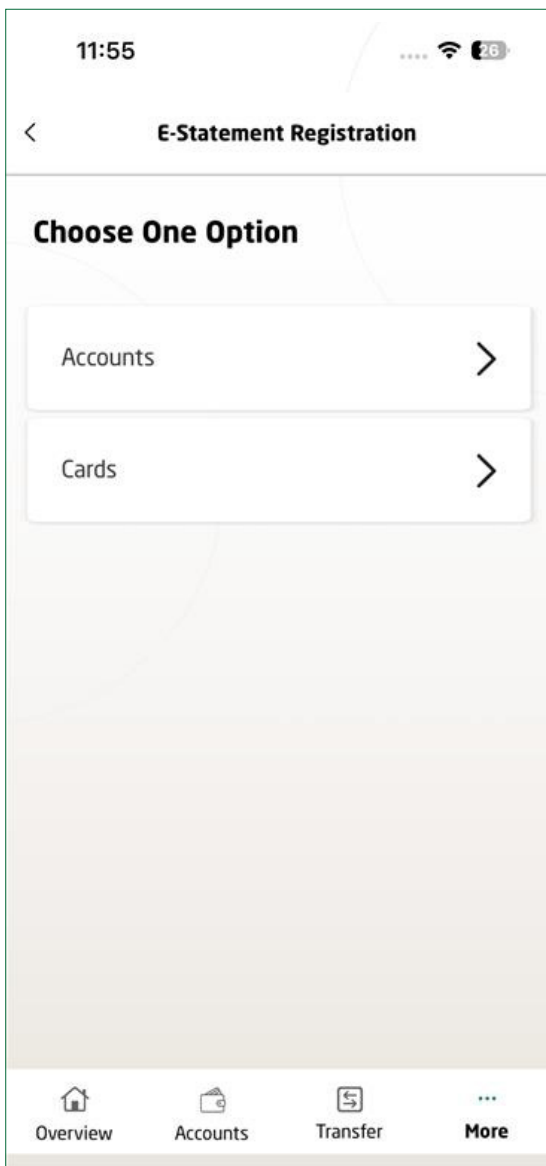


Card e-Statement Registration



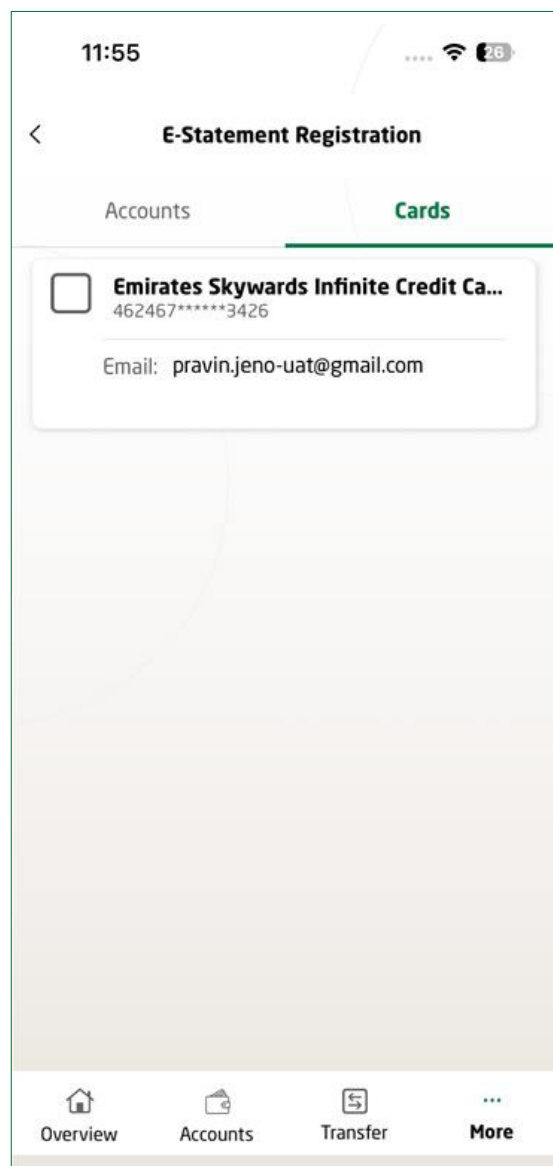
Step 05 ▶

Select Cards as an option to proceed for E-Statement registration



Step 06 ▶

Select the card and Proceed



Card e-Statement Registration



Step 07 ▶

Input Email and register account

11:56

< E-Statement Registration

Emirates Skywards Infinite Credit Card
462467*****3426

Email

nandini@gmail.com

APPLY TO ALL
By clicking on the above link, the email ID will be applied to all the similar fields.

Register card ☒
Receive e-statements to your email ID

PROCEED

Overview Accounts Transfer More

Step 08 ▶

Review the input details

11:56

< E-Statement Registration

Review Details

Type **Card Statement** **EDIT**

Emirates Skywards Infinite Credit Card
462467*****3426

Email
nandini@gmail.com

Card Registration
Yes

CONFIRM

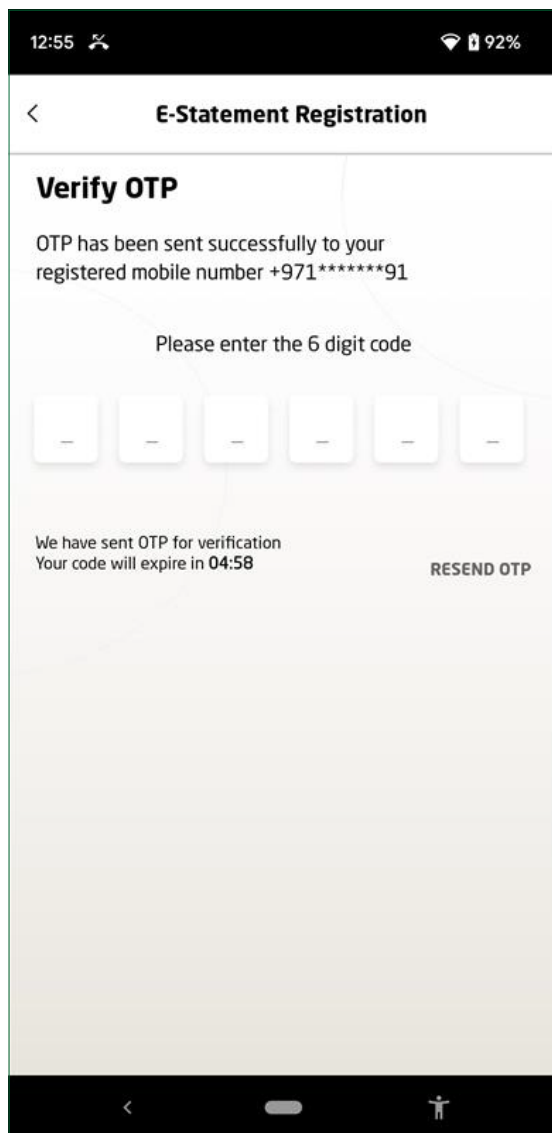
Overview Accounts Transfer More

Card e-Statement Registration




Step 09 ►

Successfully registered for E-Statement



Step 10 ►

The transaction is processed successfully



Go ahead and enjoy our business services offered on the **DIB Business Mobile App**.

If you have any further queries, contact us through the below means.



Call: **+971 4 609 2525**



Email: **info@dib.ae**



Customer Support: **dib.ae/support**