

Get the most out of
Online Business Banking with DIB



Approval Queue
A Quick Guide



Approval Queue



Step 01 ►

Login to MB SME App with valid user credentials

Step 02 ►

Enter valid OTP

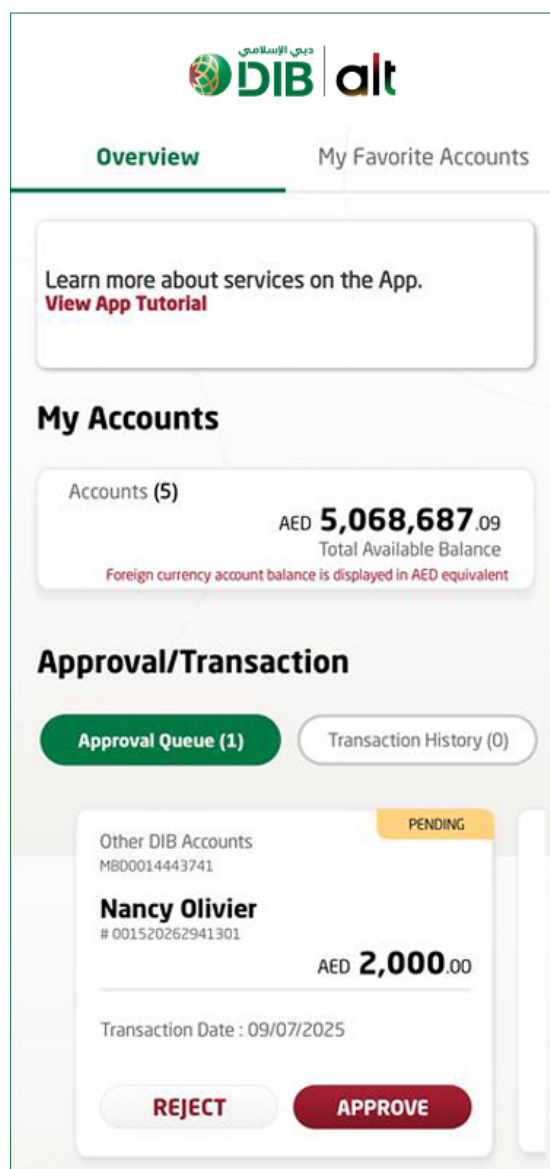
Approval Queue



Step 03 ►

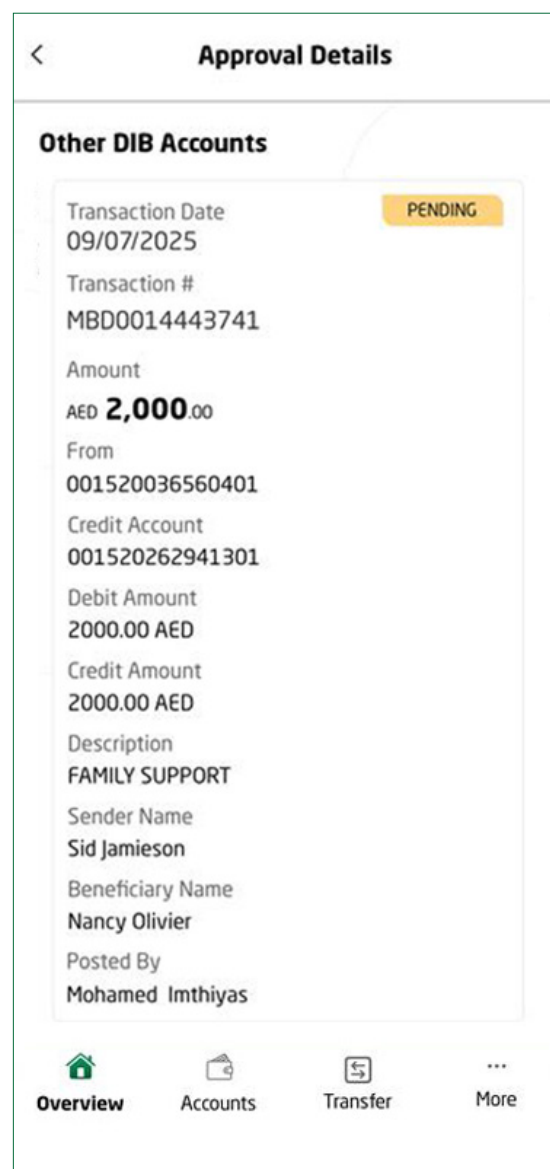
In the Overview section, below the Accounts, the Approval Queue will display any pending transactions. Up to 3 transactions can be viewed at a time in the Approval Queue.

Flow 1: To approve a transaction, click the Approve button in the transaction summary.



Step 04 ►

The transaction details will be displayed for review. Review the transactions, then click the Confirm button at the bottom of the screen.



Note: Transactions can be approved through 2 different flows.

Approval Queue



Step 05 ▶

An OTP will be generated and sent to the registered email ID and mobile number. (If the user is registered to receive OTPs on both, it will be sent to both. Otherwise, by default, the OTP will be sent to the mobile number.)

Step 06 ▶

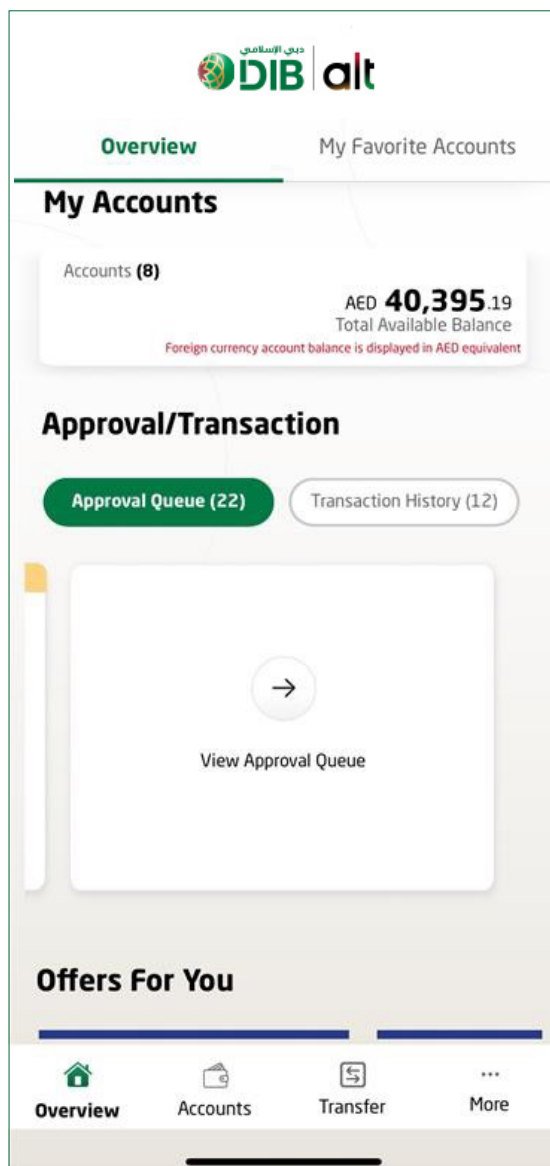
Enter the transfer amount and description, then click the Next button

Approval Queue



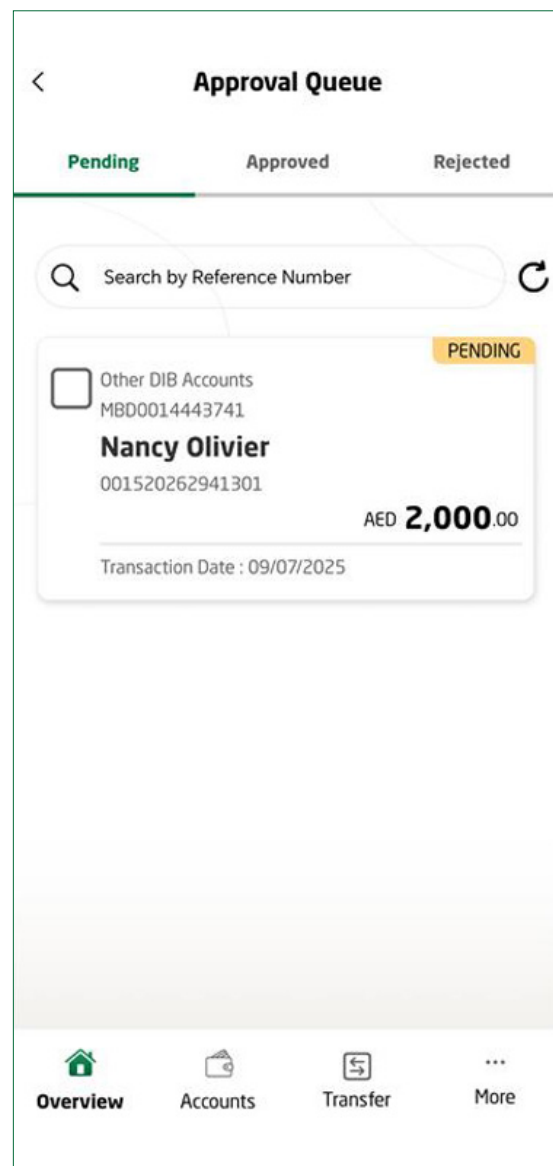
Step 07 ►

Review the details and click on Transfer Now



Step 08 ►

A list of pending transactions will be displayed. Past approved and rejected transactions can also be viewed.

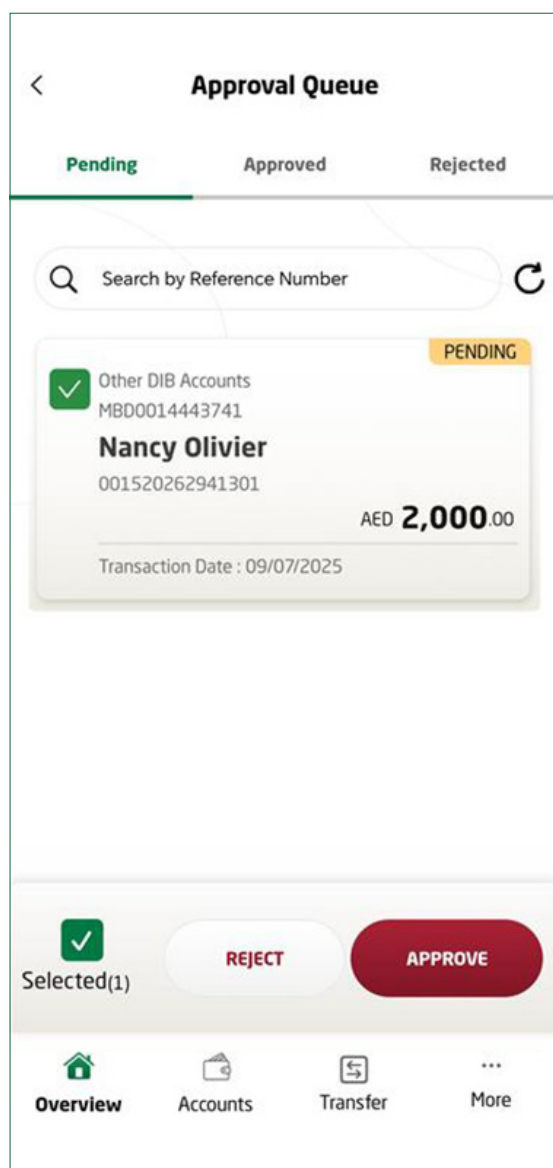


Approval Queue



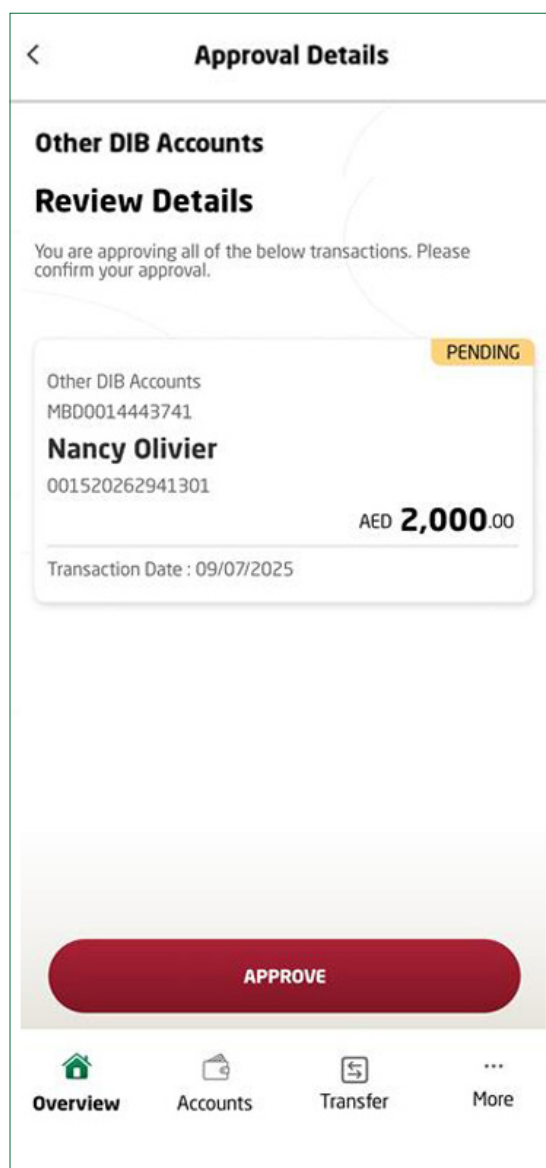
Step 09 ►

Select the transaction that needs to be approved. Multiple transactions can be selected at once, then click the Approve button.



Step 10 ►

After selecting the transactions, review the details and click the Approve button.



Approval Queue



Step 11 ►

An OTP will be generated and sent to the registered email ID and mobile number. (If the user is registered to receive OTPs on both, it will be sent to both. Otherwise, by default, the OTP will be sent to the mobile number.)

<

Approval Details

Verify OTP

OTP has been sent successfully to your registered mobile number +971*****31 and email address s*****t@dibuat.ae

Please enter the 6 digit code

We have sent OTP for verification
Your code will expire in 04:59

RESEND OTP

Step 12 ►

The transaction has been successfully approved.

<

E-Statement Registration

REF#MBD0014454300

E-statement registered successfully

Overview

Accounts

Transfer

More

Go ahead and enjoy our business services offered on the **DIB Business Mobile App**.

If you have any further queries, contact us through the below means.



Call: **+971 4 609 2525**



Email: **info@dib.ae**



Customer Support: **dib.ae/support**