

Get the most out of Online Business Banking with DIB



Transfer to Other DIB Accounts
A Quick Guide



Transfer to Other DIB Accounts



Step 01 ►

Login to MB SME App with valid user credentials

دبي الإسلامي | alt

العربية

Login To Your Account

Username

IMSTGSIG02

Password

.....

[FORGOT LOGIN DETAILS?](#)

LOG IN

Dubai Islamic Bank Public Joint Stock Company, licensed and regulated by the Central Bank of the UAE.

By logging in I confirm and acknowledge the applicable **Terms and Conditions** and irrevocably and unconditionally waive the cooling off period.

Need help? Contact us

ATM & Branch Locator

App Tutorial

Step 02 ►

Enter valid OTP

User Management

Verify OTP

OTP has been sent successfully to your registered mobile number +971*****31 and email address s*****t@dibuat.ae

Please enter the 6 digit code

We have sent OTP for verification
Your code will expire in 04:59

[RESEND OTP](#)

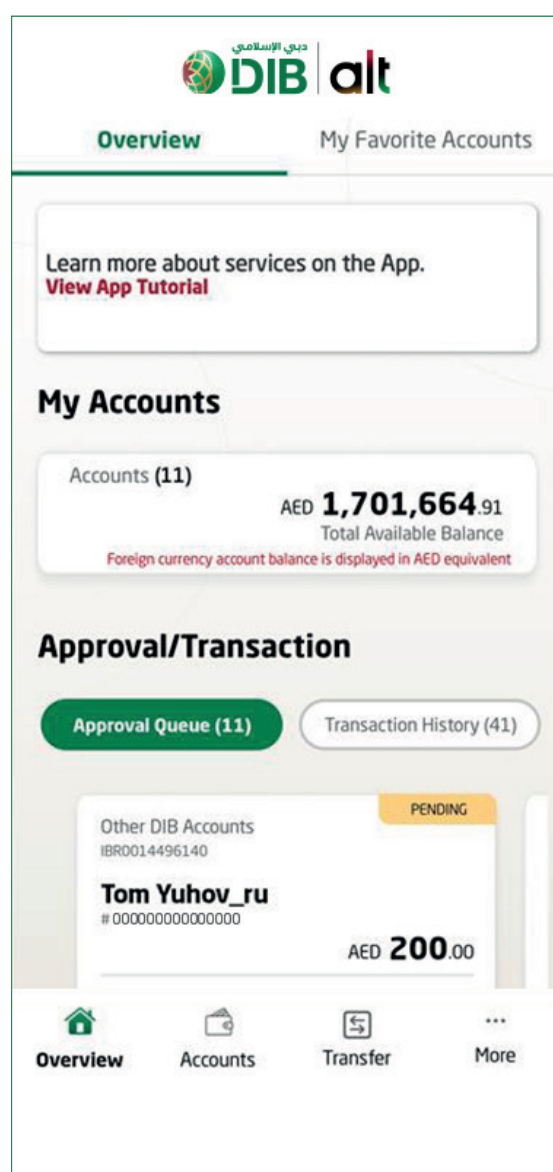
Transfer to Other DIB Accounts



Step 03 ►

Overview screen displays with linked details (Accounts, Cards, Finances, Approval/Transaction Queue)

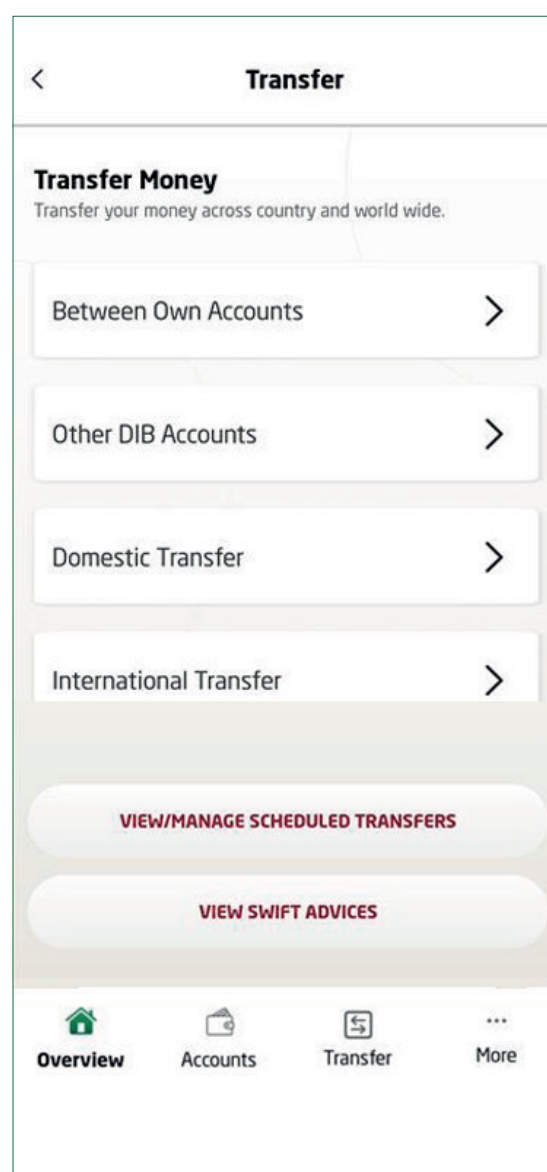
Click on the Transfer option in the footer



Step 04 ►

A list of all transfer types will be displayed

Select the Other DIB Accounts option



Transfer to Other DIB Accounts



Step 05 ►

Existing beneficiaries can be viewed, or a new one can be added

Click on the New Beneficiary button to add a new beneficiary

The screenshot shows the 'Other DIB Accounts' screen. At the top, there is a back arrow and the title 'Other DIB Accounts'. Below this, the section 'Select Beneficiary' contains a list of five beneficiaries, each with their name, account number, and bank name (Dubai Islamic Bank). At the bottom of the list is a red button labeled 'NEW BENEFICIARY'. The bottom navigation bar shows 'Overview', 'Accounts', 'Transfer', and 'More'.

Name	Account No	Bank
Herbert Munson	0000000000000000	Dubai Islamic Bank
Tom Yuhov_ru	0000000000000000	Dubai Islamic Bank
Madhuri Punukollu	0000000000000000	Dubai Islamic Bank
Abhishek Lightly	0000000000000000	Dubai Islamic Bank
Sid Jamieson	0000000000000000	Dubai Islamic Bank

Step 06 ►

Add the account number and click on the Save Beneficiary and Confirm buttons to save the beneficiary for future use

Click on the Confirm button to proceed with the transfer. The beneficiary will not be saved for future use

The screenshot shows the 'Other DIB Accounts' screen. At the top, there is a back arrow and the title 'Other DIB Accounts'. Below this, the section 'Add Beneficiary' contains a text input field for the 'Account Number' with the value '0000000000000000'. Below the input field is a light blue information box with a list of bullet points. At the bottom of the screen are two buttons: a red 'SAVE BENEFICIARY & CONFIRM' button and a white 'CONFIRM' button. The bottom navigation bar shows 'Overview', 'Accounts', 'Transfer', and 'More'.

Account Number

0000000000000000

- Your transfer request will be submitted for approval.
- Beneficiary will be activated after 4 Hours and you will be notified once beneficiary is activated and transaction is processed.
- For FCY Transactions, Prevailing FX rate at the time of execution of transaction will be applied.
- Beneficiary activation applicable only for new beneficiary saved during the transfer.

Transfer to Other DIB Accounts



Step 07 ▶

Enter the transfer amount and description, then click the Next button

<

Other DIB Accounts

From Account

Current Account

Account No 0000000000000000

Available balance: AED 104,906.04

▼

Beneficiary

Rodney Dunning

Account No 0000000000000000

Dubai Islamic Bank

EDIT

i

NEW BENEFICIARY

4 hours cooling period

READ MORE

Enter Transfer Amount

AED

100

Description

TRANSFER TO NEW BENE

i

- This enables you to transfer between any account within DIB. This service is 24/7 for AED accounts to already Saved beneficiary.
- Transfers initiated From/To any foreign currency accounts after 5:30 PM and on public holiday, will be processed on the next working day as per the applicable exchange rate.
- Transfer to new beneficiary are subject to a 4-hour cooling period before processing.

NEXT

Overview

Accounts

Transfer

More

Step 08 ▶

Review the details and click on Transfer Now

<

Other DIB Accounts

Review Transfer

Amount

AED 100.00

EDIT

From

Ashley Julia dos Santos Alpelo

Account No 0000000000000000

To

Rodney Dunning

Account No 0000000000000000

Dubai Islamic Bank

Transaction Fees

AED 0.00

i

- This enables you to transfer between any account within DIB. This service is 24/7 for AED accounts to already Saved beneficiary.
- Transfers initiated From/To any foreign currency accounts after 5:30 PM and on public holiday, will be processed on the next working day as per the applicable exchange rate.
- Transfer to new beneficiary are subject to a 4-hour cooling period before processing.

TRANSFER NOW

TRANSFER LATER

SCHEDULE RECURRING TRANSFER

Overview

Accounts

Transfer

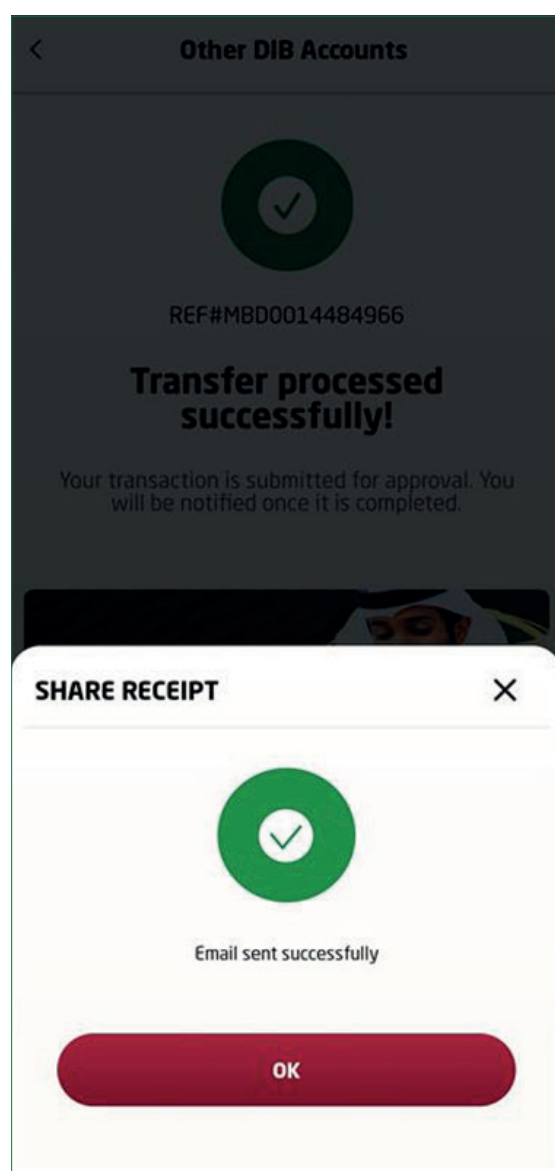
More

Transfer to Other DIB Accounts



Step 09 ►

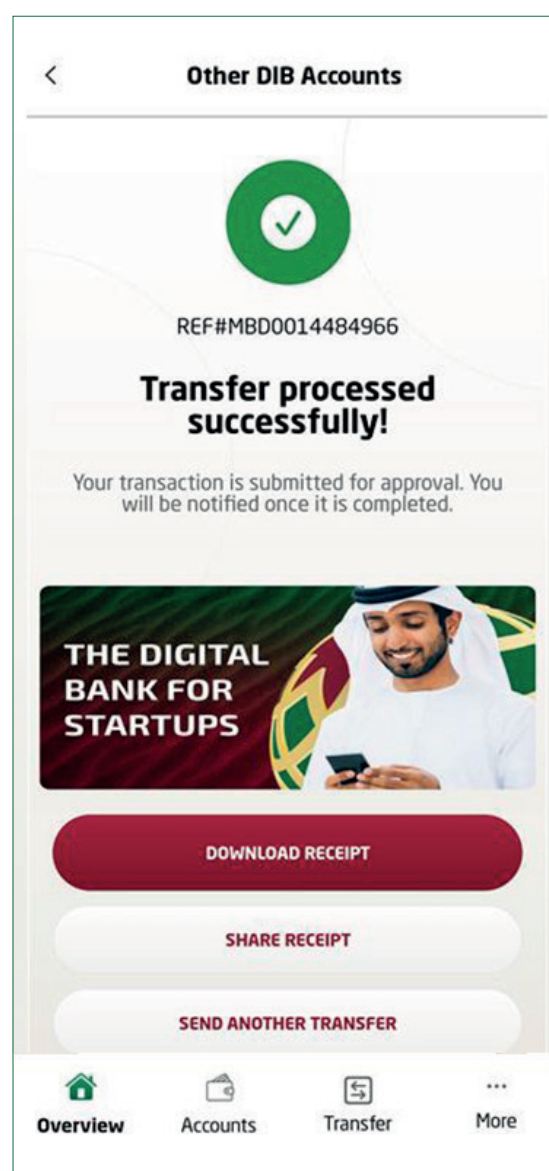
Upon submission of the transfer, an e-receipt is automatically sent to the registered email ID



Step 10 ►

The transfer will enter a cooling-off period. After this period, the beneficiary will be saved, and the transaction will be executed.

A notification will be sent once the transaction is initiated and the beneficiary is saved.



Go ahead and enjoy our business services offered on the **DIB Business Mobile App**.

If you have any further queries, contact us through the below means.



Call: **+971 4 609 2525**



Email: **info@dib.ae**



Customer Support: **dib.ae/support**