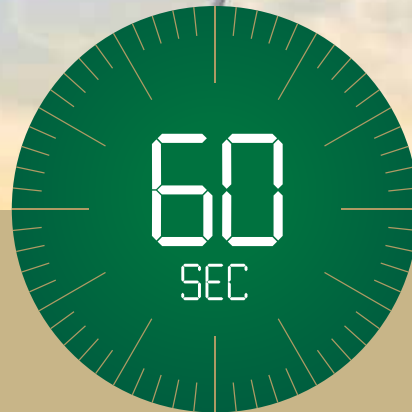


DIB Express Transfer



UAE to Jordan in 60 seconds

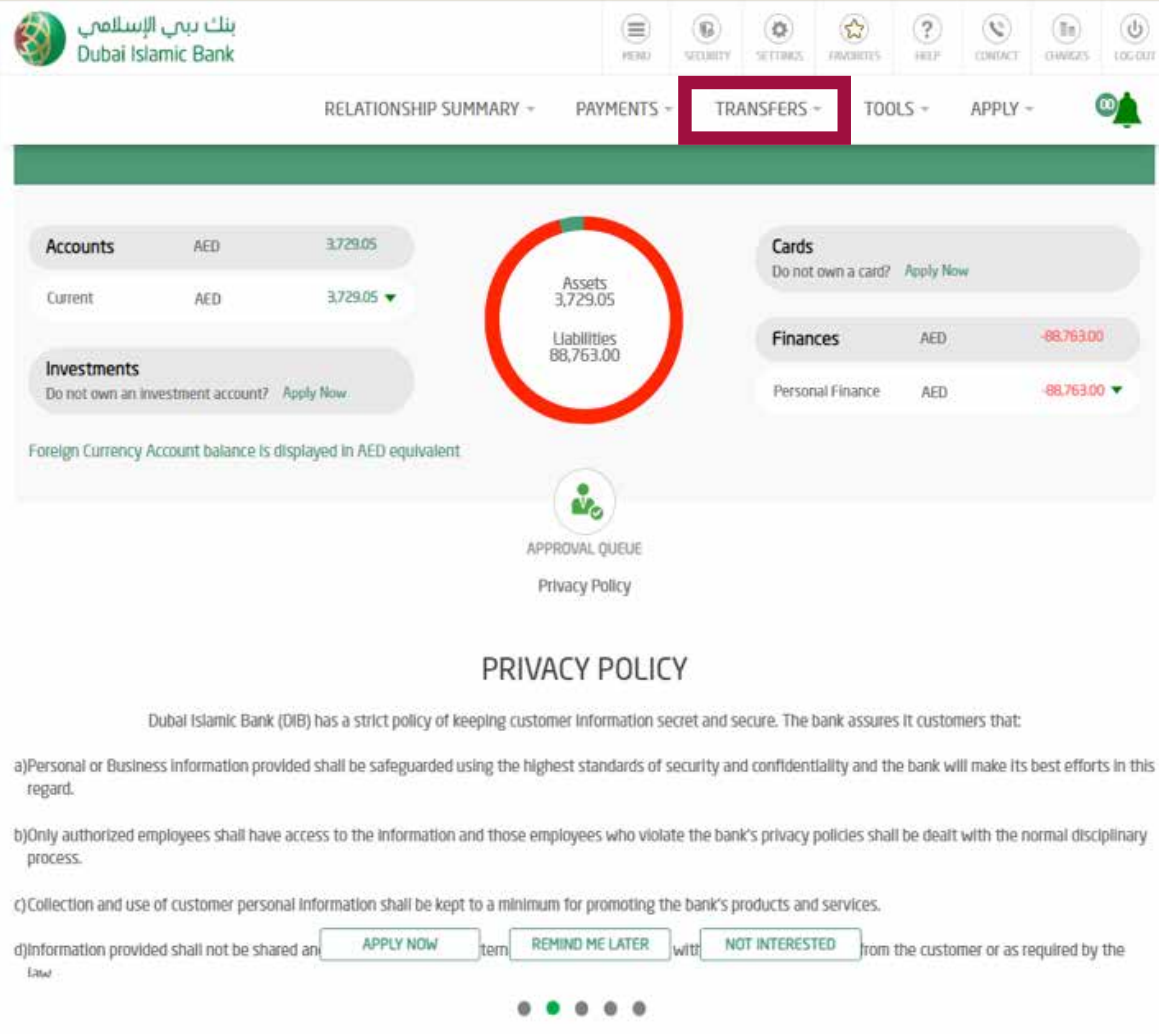
Choose the express way to
make transfers.

DIB Express Transfer steps

Steps to add new beneficiary (Via alt online)

1

Login to **alt** online by entering your username and password
Click on 'Transfers'



The screenshot displays the alt online interface for Dubai Islamic Bank. The top navigation bar includes the bank's logo and name in Arabic and English, along with icons for Menu, Security, Settings, Favorites, Help, Contact, Changes, and Log Out. Below this, a secondary navigation bar features 'RELATIONSHIP SUMMARY', 'PAYMENTS', 'TRANSFERS' (highlighted with a red box), 'TOOLS', and 'APPLY'. The main dashboard area shows a central circular chart with 'Assets 3,729.05' and 'Liabilities 88,763.00'. To the left, there are sections for 'Accounts' (AED 3,729.05) and 'Investments'. To the right, there are sections for 'Cards' and 'Finances' (AED -88,763.00). Below the dashboard, there is an 'APPROVAL QUEUE' section with a 'Privacy Policy' link. The bottom part of the screenshot shows the 'PRIVACY POLICY' text, which states that DIB has a strict policy of keeping customer information secret and secure. It lists four points (a, b, c, d) regarding information handling. At the bottom, there are three buttons: 'APPLY NOW', 'REMIND ME LATER', and 'NOT INTERESTED', followed by a progress indicator with five dots, the first of which is green.

بنك دبي الإسلامي
Dubai Islamic Bank

RELATIONSHIP SUMMARY - PAYMENTS - **TRANSFERS -** TOOLS - APPLY -

Accounts AED 3,729.05
Current AED 3,729.05

Assets 3,729.05
Liabilities 88,763.00

Investments
Do not own an investment account? Apply Now.

Foreign Currency Account balance is displayed in AED equivalent

APPROVAL QUEUE
Privacy Policy

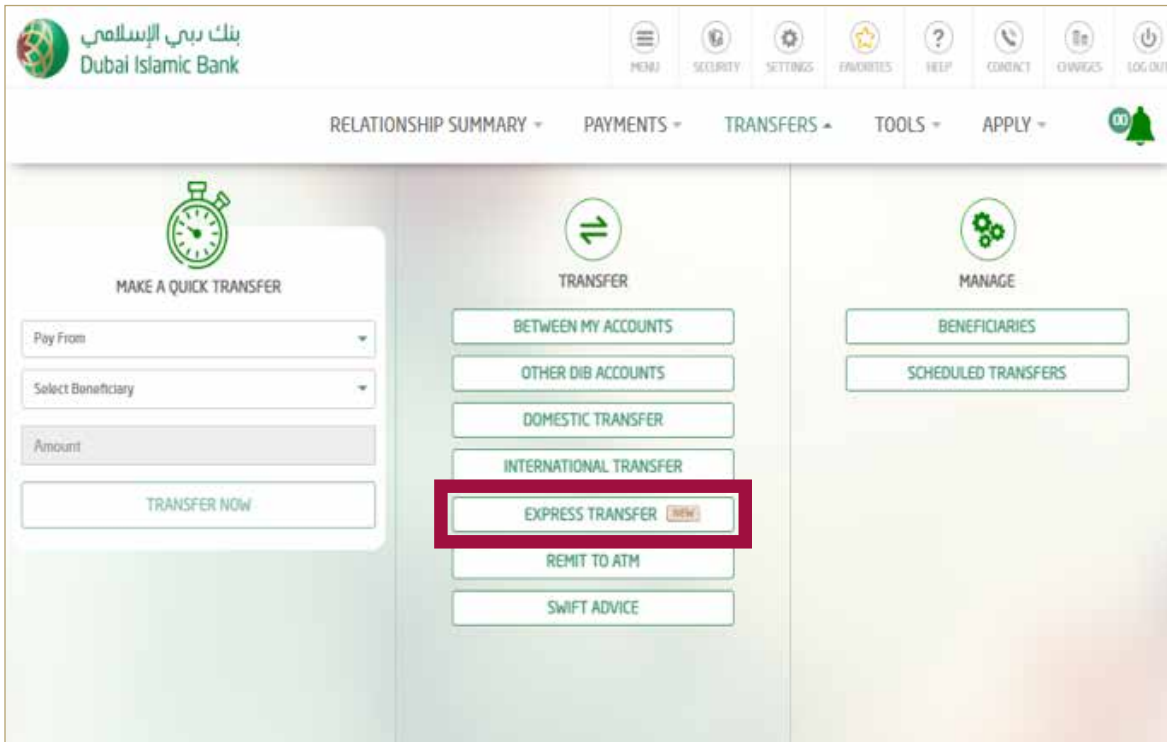
PRIVACY POLICY

Dubai Islamic Bank (DIB) has a strict policy of keeping customer information secret and secure. The bank assures its customers that:

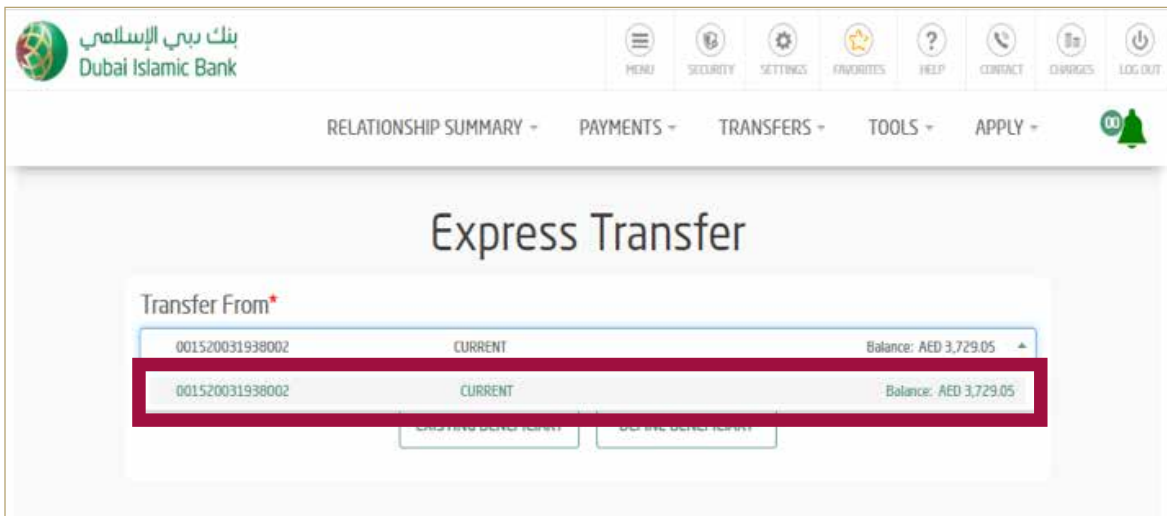
- Personal or Business information provided shall be safeguarded using the highest standards of security and confidentiality and the bank will make its best efforts in this regard.
- Only authorized employees shall have access to the information and those employees who violate the bank's privacy policies shall be dealt with the normal disciplinary process.
- Collection and use of customer personal information shall be kept to a minimum for promoting the bank's products and services.
- Information provided shall not be shared and item with from the customer or as required by the law.

DIB Express Transfer steps

2 Click on 'Express Transfer'

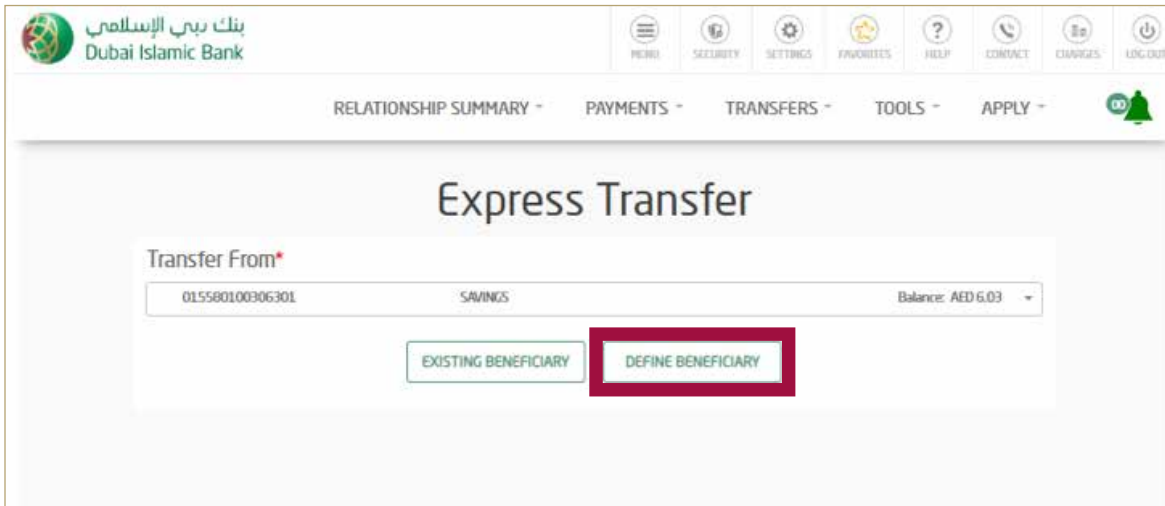


3 Select the Account from which you would like to transfer from.



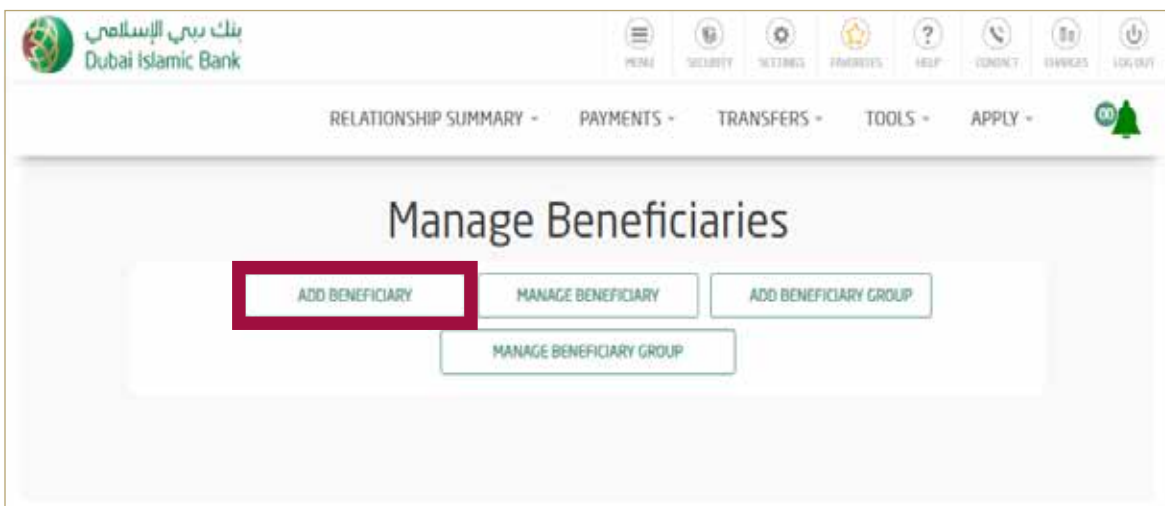
DIB Express Transfer steps

4 Click on 'Define Beneficiary'



The screenshot shows the 'Express Transfer' page of the Dubai Islamic Bank mobile app. At the top, there is a navigation bar with the bank's logo and name in Arabic and English, and a series of icons for Menu, Security, Settings, Favorites, Help, Contact, Changes, and Log Out. Below this is a secondary navigation bar with links for Relationship Summary, Payments, Transfers, Tools, and Apply, along with a notification bell icon. The main content area is titled 'Express Transfer' and features a 'Transfer From*' section. This section displays the account number '015580100306301', the account type 'SAVINGS', and the current balance 'Balance: AED 6.03'. Below the account information, there are two buttons: 'EXISTING BENEFICIARY' and 'DEFINE BENEFICIARY'. The 'DEFINE BENEFICIARY' button is highlighted with a red rectangular box.

5 Select 'Add Beneficiary'



The screenshot shows the 'Manage Beneficiaries' page of the Dubai Islamic Bank mobile app. It features the same top navigation bar as the previous screenshot. The main content area is titled 'Manage Beneficiaries' and contains four buttons: 'ADD BENEFICIARY', 'MANAGE BENEFICIARY', 'ADD BENEFICIARY GROUP', and 'MANAGE BENEFICIARY GROUP'. The 'ADD BENEFICIARY' button is highlighted with a red rectangular box.

DIB Express Transfer steps

6

Select Transfer Type - "Express Transfer"

Enter Beneficiary Nickname

Enter Beneficiary Bank country - "JORDAN"

Add beneficiary

ADD BENEFICIARY MANAGE BENEFICIARY ADD BENEFICIARY GROUP

MANAGE BENEFICIARY GROUP

Please Select A Nickname And Type Of Beneficiary You Want To Set

Select Transfer Type* Beneficiary Nickname*

Express Transfer JORDAN SAMPLE

Beneficiary Details

Beneficiary Bank Country* Account Number / IBAN*

JORDAN

Beneficiary Bank Name* Beneficiary Bank City

Please select

Beneficiary Bank Branch Beneficiary City

Beneficiary First Name* Beneficiary Last Name*

Beneficiary Address Beneficiary Country*

 Please select

Beneficiary DOB Beneficiary Nationality

 Please select

Beneficiary Group*

Default

PROCEED

DIB Express Transfer steps

7

Enter below beneficiary details

- Select Transfer Type as “Express Transfer”
- Enter Nickname and Select Bank Country as “Jordan”
- Enter Beneficiary IBAN Number & Bank Name
- Enter Beneficiary Bank City, Bank Branch
- Beneficiary Date of Birth and Nationality
- Once all the informations are entered, click Proceed

Add beneficiary

[ADD BENEFICIARY](#) [MANAGE BENEFICIARY](#) [ADD BENEFICIARY GROUP](#)
[MANAGE BENEFICIARY GROUP](#)

Please Select A Nickname And Type Of Beneficiary You Want To Set

Select Transfer Type* Beneficiary Nickname*

Beneficiary Details

| | |
|---|--|
| Beneficiary Bank Country* <input type="text" value="JORDAN"/> | Account Number / IBAN* <input type="text" value="J040HBH01290000000255300110001"/> |
| Bank Name* <input type="text" value="Arab Banking Corporation (Jordan)"/> | Beneficiary Bank City <input type="text" value="TEST"/> |
| Beneficiary Bank Branch <input type="text" value="TEST"/> | Beneficiary City <input type="text" value="TEST"/> |
| Beneficiary First Name* <input type="text" value="SAMPLE"/> | Beneficiary Last Name* <input type="text" value="LAST NAME"/> |
| Beneficiary Address <input type="text" value="ASDSDF FDSFSDF"/> | Beneficiary Country* <input type="text" value="JORDAN"/> |
| Beneficiary DOB <input type="text" value="30/06/1993"/> | Beneficiary Nationality <input type="text" value="JORDAN"/> |
| Beneficiary Group* <input type="text" value="Default"/> | |

[PROCEED](#)

DIB Express Transfer steps

8

Click – Send OTP
Enter OTP and click Confirm

Add beneficiary

| | |
|--------------------------------|-----------------------------------|
| Beneficiary Nickname | Transaction Date |
| SAMPLE JOD | 13/04/2023 |
| Transfer Type | Beneficiary Country |
| Express Transfer | JORDAN |
| Beneficiary City | Beneficiary Bank Country |
| TEST | JORDAN |
| Beneficiary Bank City | Beneficiary Bank |
| TEST | Arab Banking Corporation (Jordan) |
| Beneficiary Bank Branch | Beneficiary First Name |
| TEST | SAMPLE |
| Beneficiary Last Name | Beneficiary Address |
| LAST NAME | ASDSDF FDSFSDF |
| Beneficiary Nationality | Beneficiary Date of Birth |
| JORDAN | 30/06/1993 |
| Beneficiary IBAN | Group Name |
| J040HBH01290000000255300110001 | Default |

ENTER ONE TIME PASSWORD (OTP)
VALID FOR ONLY 5 MINUTES

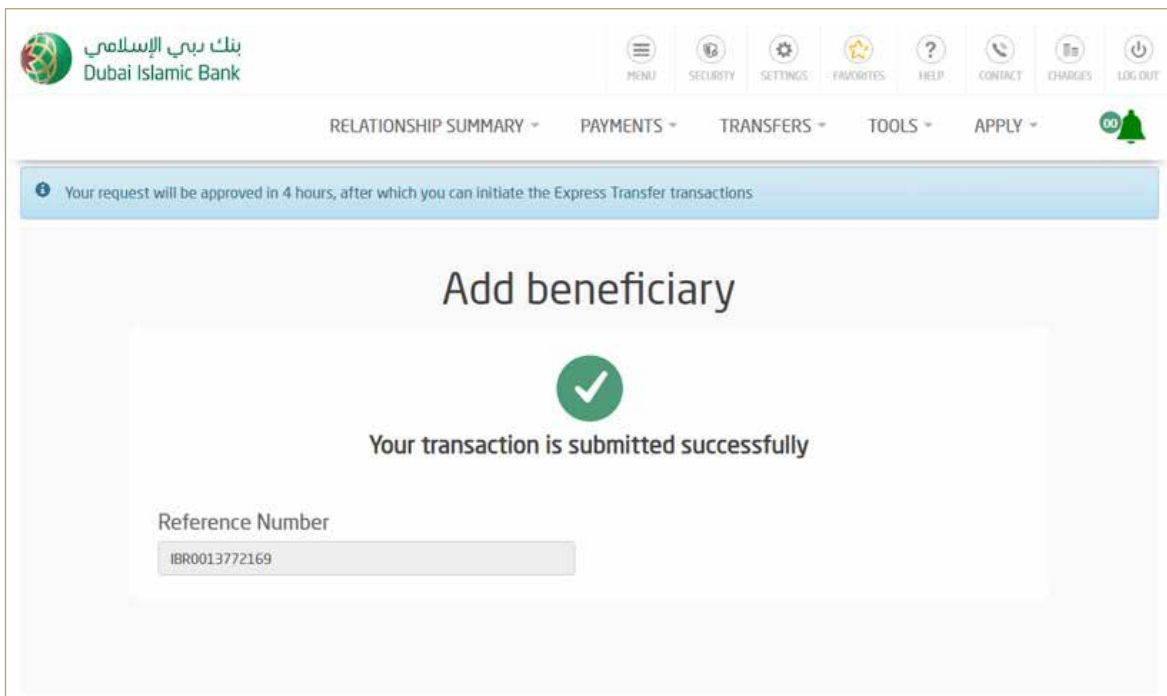
Remaining Time:

SEND OTP

DIB Express Transfer steps

9

Your request will be approved in 4 hours after which you can initiate Express Transfer Transactions



The screenshot displays the Dubai Islamic Bank online banking interface. At the top left is the bank's logo and name in Arabic and English. The top navigation bar includes icons for Menu, Security, Settings, Favorites, Help, Contact, Charges, and Log Out. Below this is a secondary navigation bar with links for Relationship Summary, Payments, Transfers, Tools, and Apply, along with a notification bell icon. A blue banner at the top of the main content area contains the message: "Your request will be approved in 4 hours, after which you can initiate the Express Transfer transactions". The main content area features a large heading "Add beneficiary" and a central green checkmark icon. Below the checkmark, the text reads "Your transaction is submitted successfully". A "Reference Number" field is shown with the value "IBR0013772169".

DIB Express Transfer steps

How to Initiate Express Transfer Transaction Via **alt** online

1

Login by entering your username and password
Click on 'Transfers'

The screenshot displays the DIB online banking dashboard. At the top, there is a navigation bar with icons for Home, Security, Settings, Profiles, Help, Contact, Cards, and Logout. Below this is a menu with options: Relationship Summary, Payments, Transfers, Tools, and Apply. The main content area features a central circular gauge showing Assets (3,729.05) and Liabilities (88,763.00). To the left, there are sections for Accounts (Current: AED 3,729.05) and Investments. To the right, there are sections for Cards (Do not own a card? Apply Now) and Finances (Personal Finance: AED -88,763.00). Below the gauge, there is an 'APPROVAL QUEUE' section with a 'Privacy Policy' link. The bottom part of the screenshot shows the 'PRIVACY POLICY' text, which states that DIB has a strict policy of keeping customer information secret and secure. It lists four points: a) Personal or Business information provided shall be safeguarded using the highest standards of security and confidentiality and the bank will make its best efforts in this regard. b) Only authorized employees shall have access to the information and those employees who violate the bank's privacy policies shall be dealt with the normal disciplinary process. c) Collection and use of customer personal information shall be kept to a minimum for promoting the bank's products and services. d) Information provided shall not be shared and [APPLY NOW] [REMI... ME LATER] [NOT INTERESTED] from the customer or as required by the law.

بنك دبي الإسلامي
Dubai Islamic Bank

HOME SECURITY SETTINGS PROFILES HELP CONTACT CARDS LOGOUT

RELATIONSHIP SUMMARY - PAYMENTS - TRANSFERS - TOOLS - APPLY -

Accounts AED 3,729.05
Current AED 3,729.05

Assets 3,729.05
Liabilities 88,763.00

Cards
Do not own a card? Apply Now

Investments
Do not own an investment account? Apply Now

Finances AED -88,763.00
Personal Finance AED -88,763.00

Foreign Currency Account balance is displayed in AED equivalent

APPROVAL QUEUE
Privacy Policy

PRIVACY POLICY

Dubai Islamic Bank (DIB) has a strict policy of keeping customer information secret and secure. The bank assures its customers that:

a) Personal or Business information provided shall be safeguarded using the highest standards of security and confidentiality and the bank will make its best efforts in this regard.

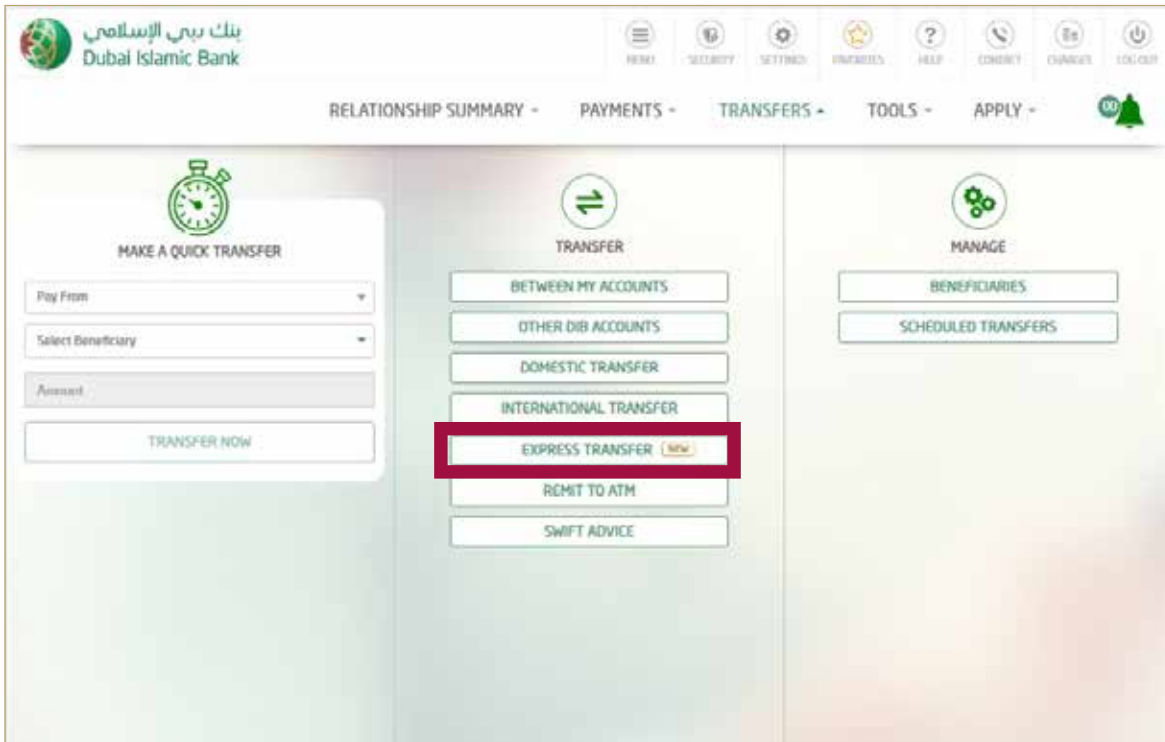
b) Only authorized employees shall have access to the information and those employees who violate the bank's privacy policies shall be dealt with the normal disciplinary process.

c) Collection and use of customer personal information shall be kept to a minimum for promoting the bank's products and services.

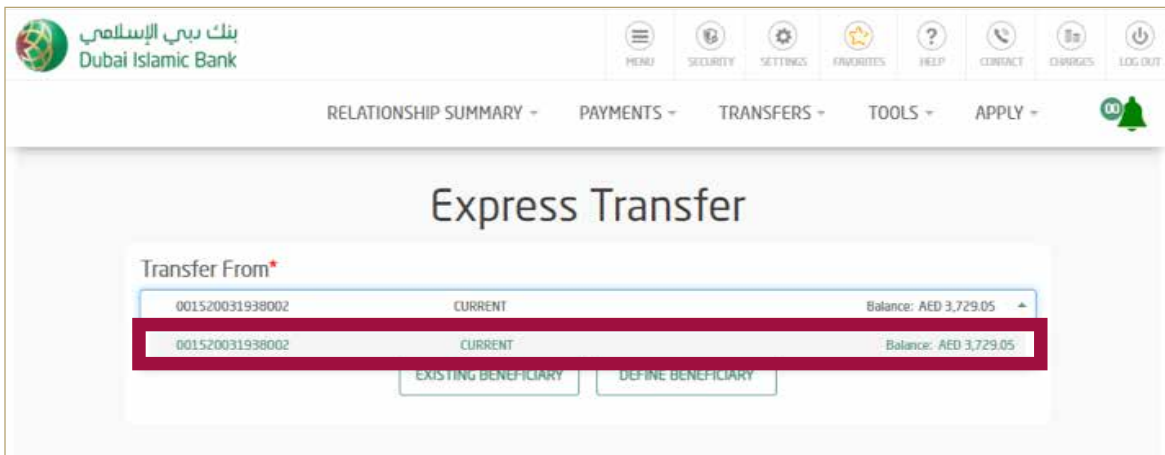
d) Information provided shall not be shared and [APPLY NOW] [REMI... ME LATER] [NOT INTERESTED] from the customer or as required by the law.

DIB Express Transfer steps

11 Click on 'Express Transfer'



12 Select the Account from which you would like to transfer from.



DIB Express Transfer steps

12

Click on 'Existing Beneficiary'
Select 'Beneficiary Nickname'

Express Transfer

Transfer From*

007520015468201 CURRENT ACC Balance: AED 29,789,427.62

EXISTING BENEFICIARY DEFINE BENEFICIARY

Beneficiary Details

| | |
|-------------------------------|-----------------------------------|
| Beneficiary Group | Beneficiary Nick Name* |
| All Groups | SAMPLE JOD |
| Beneficiary Bank Country | IFSC Code |
| JORDAN | ABCJOAMXXX |
| Account Number | Beneficiary Bank |
| JO40HBH0129000000255300110001 | ARAB BANKING CORPORATION (JORDAN) |
| Beneficiary Bank Branch | Beneficiary Bank City |
| TEST | TEST |
| Beneficiary First Name | Beneficiary Last Name |
| SAMPLE | JOD |
| Beneficiary DOB | Beneficiary Country |
| 04/04/2002 | JORDAN |
| Beneficiary Nationality | Beneficiary City |
| JORDAN | TEST |
| Beneficiary Address | Purpose of Payment* |
| ASD DSFSDFDGF | Please select |

DIB Express Transfer steps

13 Select 'Purpose of Payment'

Beneficiary Details

| | |
|---|--|
| Beneficiary Group All Groups | Beneficiary Nick Name* SAMPLE JOD |
| Beneficiary Bank Country JORDAN | IFSC Code ABCJJOAMXXX |
| Account Number J040HBH0129000000255300110001 | Beneficiary Bank ARAB BANKING CORPORATION (JORDAN) |
| Beneficiary Bank Branch TEST | Beneficiary Bank City TEST |
| Beneficiary First Name SAMPLE | Beneficiary Last Name JOD |
| Beneficiary DOB 04/04/2002 | Beneficiary Country JORDAN |
| Beneficiary Nationality JORDAN | Beneficiary City TEST |
| Beneficiary Address ASD DSFSDFDGF | Purpose of Payment* Family maintenance and savings Standing Orders Family maintenance and savings Associations Subscriptions Saving and Funding Account Governmental Education Private Sector Education Long-Term loans installments/ private sector Personal Loan Payment |

Please provide transfer currency and amount

Amount In Debit Account Currency Amount

Transfer Currency*
JOD

Amount AED

DIB Express Transfer steps

14

Select the Transfer currency (AED or JOD) and enter amount to be transferred.

Read and accept the Key Fact Statement

Click - 'Transfer Now'

Transfer Details

Please provide transfer currency and amount

Amount In Debit Account Currency Amount In Remittance Currency

Transfer Currency* Amount*

JOD 5,000.00 AED

Mark Favourite ☆

Transaction Limit (In AED)

| Minimum Transaction Limit | Maximum Transaction Limit | Available Daily Limit |
|---------------------------|---------------------------|-----------------------|
| 1.00 | 150,000.00 | 147,000.00 |

have read and understood the [Key Facts Statement](#)

TRANSFER NOW

DIB Express Transfer steps

15

Review transaction details
Enter OTP and click on 'confirm'

Express Transfer


| | |
|---|--|
| Debit Account 007520015468201 | Beneficiary Bank Country JORDAN |
| IFSC Code ABCJQAMXXX | Account Number JO40HH0129000000255300110001 |
| Beneficiary Bank ARAB BANKING CORPORATION (JORDAN) | Beneficiary Bank City TEST |
| Beneficiary Bank Branch TEST | Beneficiary Name SAMPLE JOD |
| Beneficiary Address ASD DSFSDFDGF | Beneficiary First Name SAMPLE |
| Beneficiary Last Name JOD | Beneficiary Country JORDAN |
| Beneficiary City TEST | Beneficiary Date Of Birth 04/04/2002 |
| Beneficiary Nationality JORDAN | Debit Amount 5,000.00 AED |
| Credit Amount 956.55 JOD | Exchange Rate 0.19131 |
| Purpose of Payment Family maintenance and savings | |

ENTER ONE TIME PASSWORD (OTP)
VALID FOR ONLY 6 MINUTES


Remaining Time:

DIB Express Transfer steps

16 Your transaction has been submitted successfully

 E-mail has been sent.

Express Transfer



Your transaction is submitted successfully

Reference Number


IBR0040882724


[MAKE A NEW TRANSFER](#)

Transaction Receipt

E-receipt has been sent to your registered email ID already. To send or download again, use below option.

Email ID:

[SEND](#)  [PRINT](#)

 Copyright © 2023 All rights reserved. Dubai Islamic Bank Public Joint Stock Company, licensed & regulated by Central Bank of UAE

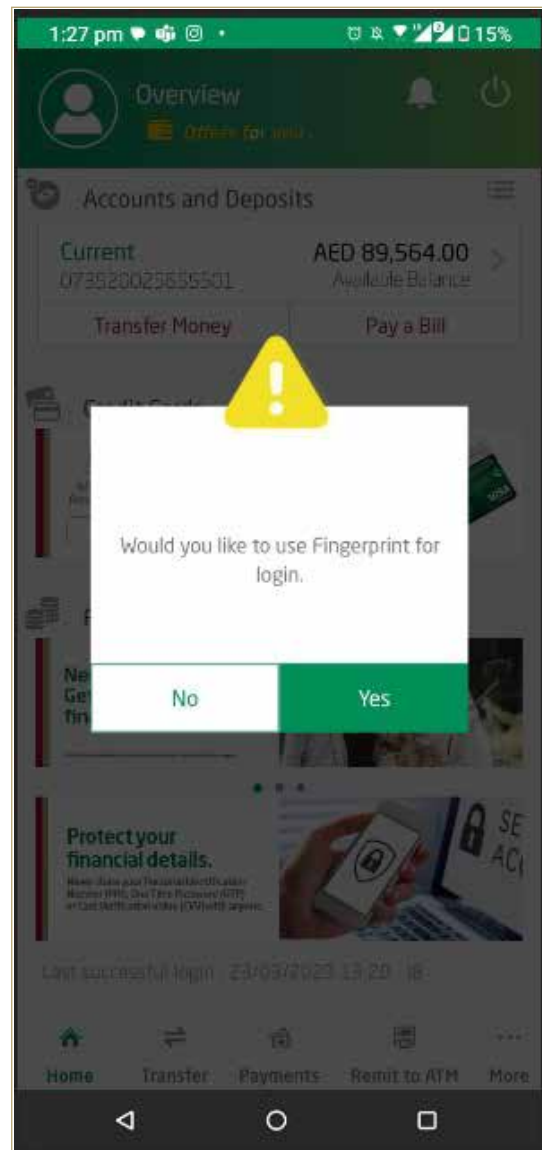
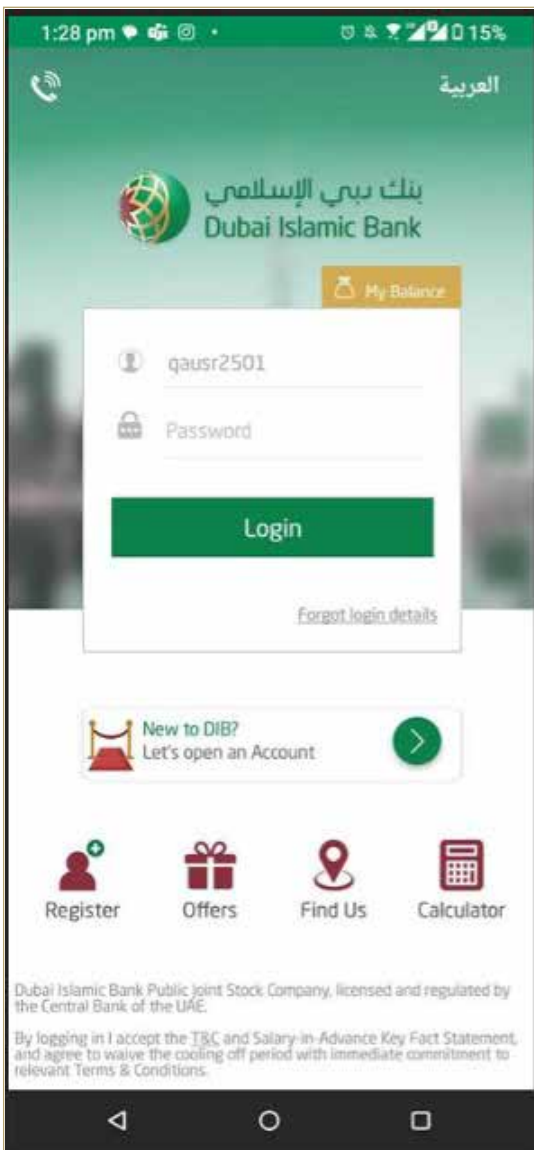
[Privacy Policy](#) [Banking Services Agreement](#)

DIB Express Transfer steps

How to Initiate Express Transfer transaction via **alt** mobile (Only for Existing Beneficiaries)

1

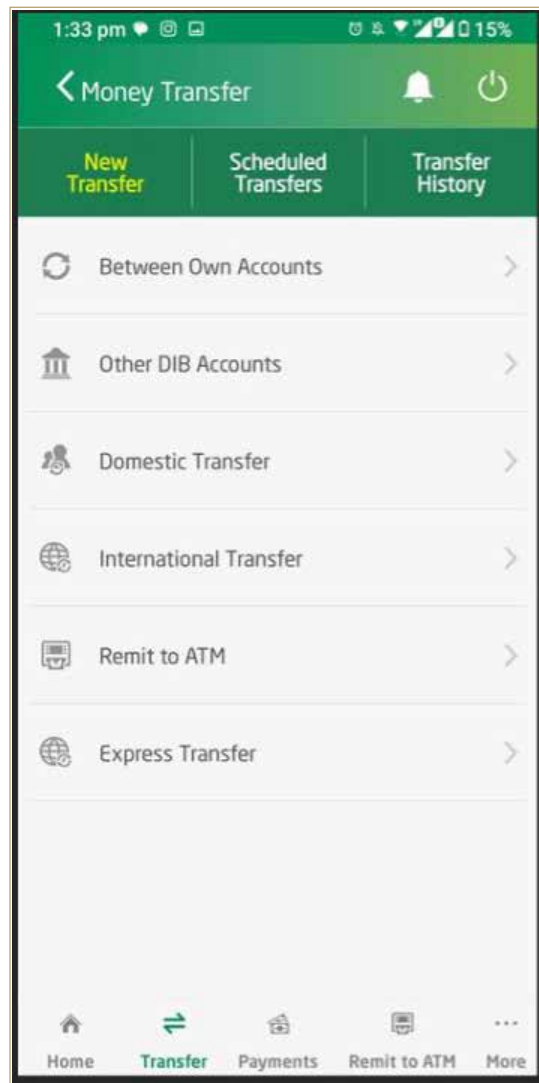
Login by entering your username and password or by your Face ID or Fingerprint



DIB Express Transfer steps

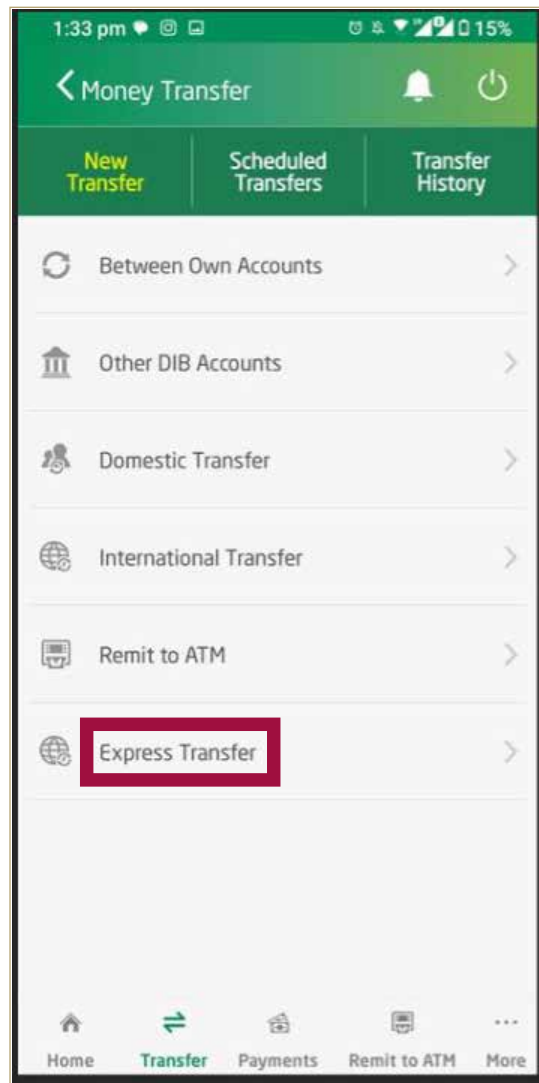
2

Click on 'Transfer'



DIB Express Transfer steps

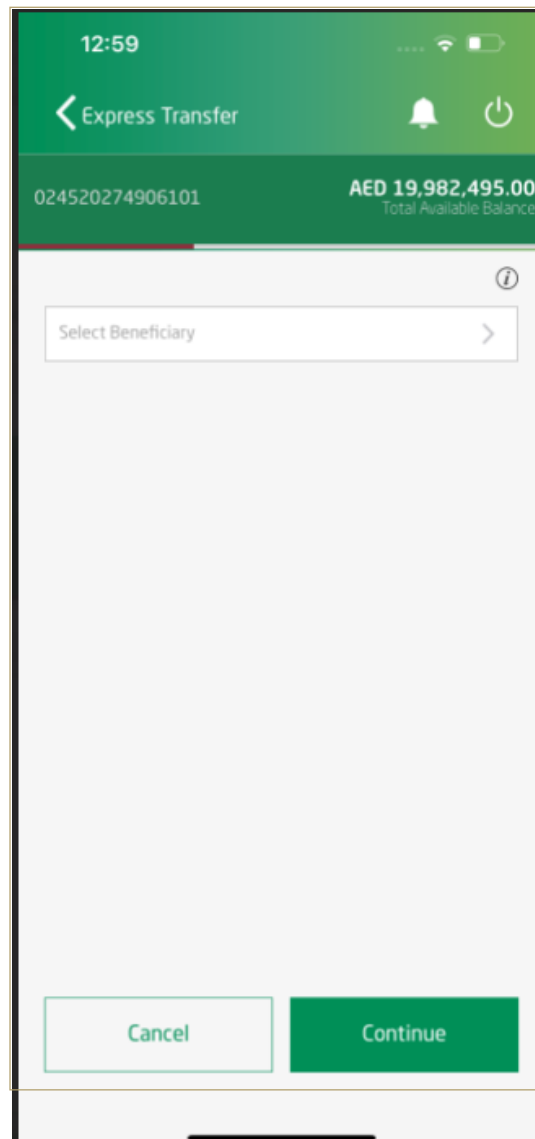
3 Click on 'Express Transfer'



DIB Express Transfer steps

4

Select the beneficiary to whom you would like to transfer funds.



DIB Express Transfer steps

5

Enter Transfer amount (in AED or Foreign Currency)
Select Reason for making Transfer

The screenshot shows the 'Express Transfer' screen in a mobile application. At the top, the time is 2:18. The header bar is green with a back arrow, the text 'Express Transfer', a notification bell icon, and a power icon. Below the header, the account number '007520015468201' is displayed on the left, and the account balance 'AED 29,794,442.62' with the subtext 'Total Available Balance' is on the right. The main content area is white and contains several input fields: a dropdown menu with 'SANDY JOD' selected, a section titled 'Beneficiary Details' with a 'View More' link and a dropdown menu with 'JOD' selected, two radio buttons for 'AED Amount' (selected) and 'Foreign Currency', a text input field for 'Transfer amount (AED)', and another dropdown menu for 'Reason for making transfer'. At the bottom of the form, there is a checkbox labeled 'I have read and understood the [Key Facts Statements](#)'. At the very bottom of the screen, there are two buttons: 'Cancel' and 'Continue'.

DIB Express Transfer steps

6

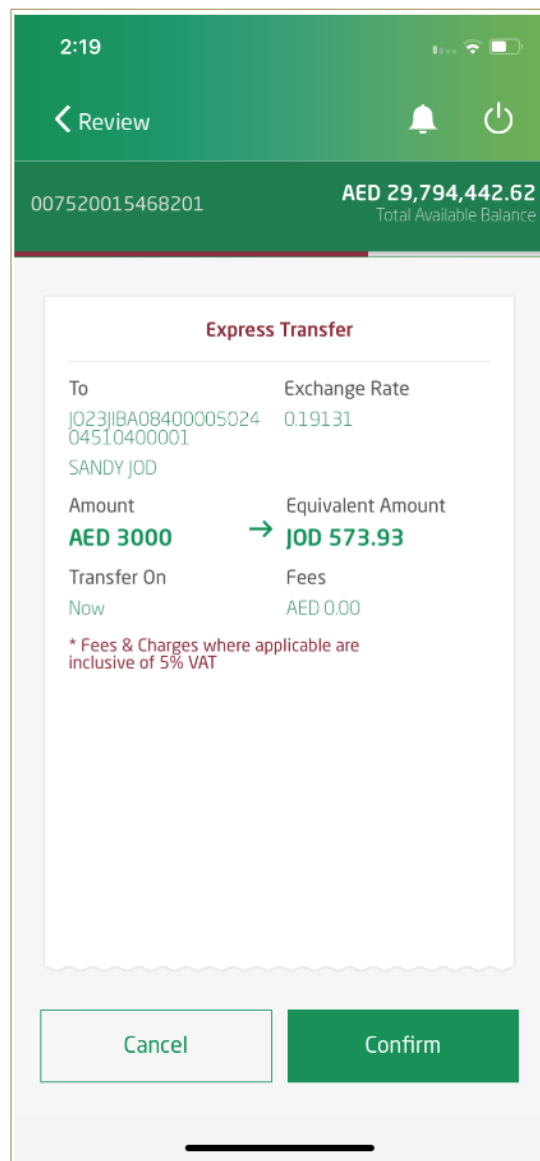
Read and accept the Key Fact Statements
Click - 'Continue'

The screenshot displays the 'Express Transfer' screen in a mobile application. At the top, the time is 2:19. The header bar is green with a back arrow, the text 'Express Transfer', a notification bell icon, and a power icon. Below the header, the account number '007520015468201' is shown on the left, and the account balance 'AED 29,794,442.62' with the subtext 'Total Available Balance' is on the right. The main form contains several input fields: 'Beneficiary Bank Branch' (TEST), 'Beneficiary First Name' (SANDY), 'Beneficiary Second Name' (JOD), 'Beneficiary Country' (JORDAN), 'Beneficiary City' (TEST), and 'Beneficiary Address' (BJB DS BVG NBVIH DS HJ). Below these is a dropdown menu for 'JOD'. There are two tabs: 'AED Amount' (selected) and 'Foreign Currency'. The 'Transfer amount (AED)' field contains '3000'. Another dropdown menu for 'Governmental Education' is visible. At the bottom, there is a checked checkbox with the text 'I have read and understood the [Key Facts Statements](#)'. Two buttons are at the bottom: 'Cancel' and 'Continue'.

DIB Express Transfer steps

7

Review transaction details and click on 'confirm'



DIB Express Transfer steps

8

Your transaction has been submitted successfully.

