

DIB Express Transfer



UAE to Pakistan in 60 seconds

Choose the express way to
make transfers.

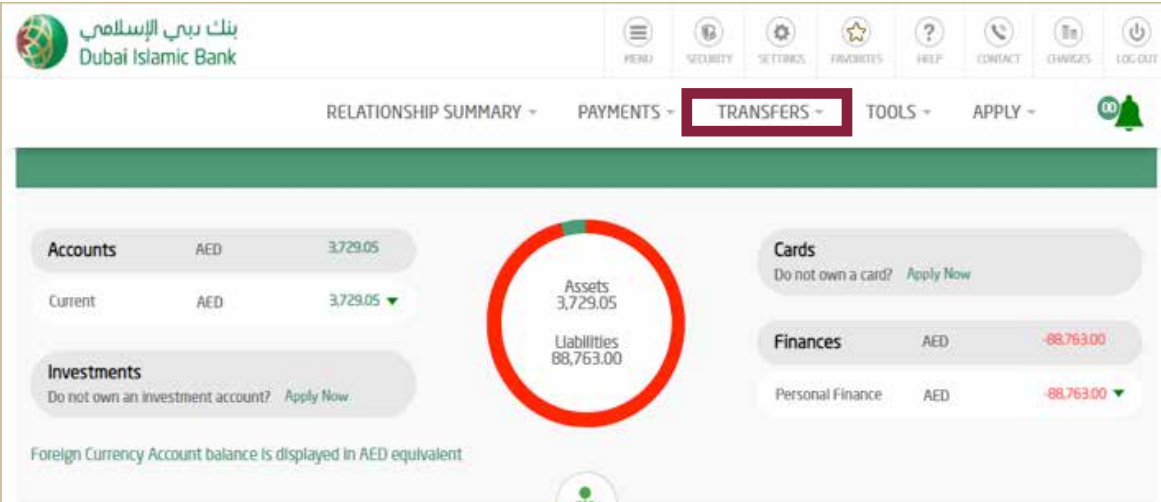
Terms and conditions apply.

DIB Express Transfer steps

Steps to add new beneficiary (Via **alt** online)

1

Login to **alt** online by entering your username and password
Click on 'Transfers'



The screenshot shows the DIB alt online interface. At the top, there is a navigation bar with the bank's logo and name in Arabic and English. Below the logo, there are several menu items: MENU, SECURITY, SETTINGS, FAVORITES, HELP, CONTACT, CHARGES, and LOG OUT. The main navigation bar includes RELATIONSHIP SUMMARY, PAYMENTS, TRANSFERS (highlighted with a red box), TOOLS, and APPLY. A notification bell icon is visible on the right. The main content area displays account balances for Accounts (AED 3,729.05), Current (AED 3,729.05), Investments, and Cards. A central circular chart shows Assets (3,729.05) and Liabilities (88,763.00). Below the chart, there is an APPROVAL QUEUE section with a Privacy Policy link. The bottom section is titled PRIVACY POLICY and contains a paragraph of text followed by four numbered points (a, b, c, d) describing the bank's privacy policy. Point d) includes three buttons: APPLY NOW, REMIND ME LATER, and NOT INTERESTED.

بنك دبي الإسلامي
Dubai Islamic Bank

RELATIONSHIP SUMMARY - PAYMENTS - **TRANSFERS -** TOOLS - APPLY -

Accounts AED 3,729.05
Current AED 3,729.05

Investments
Do not own an investment account? Apply Now

Assets 3,729.05
Liabilities 88,763.00

Cards
Do not own a card? Apply Now

Finances AED -88,763.00
Personal Finance AED -88,763.00

Foreign Currency Account balance is displayed in AED equivalent.

APPROVAL QUEUE
Privacy Policy

PRIVACY POLICY

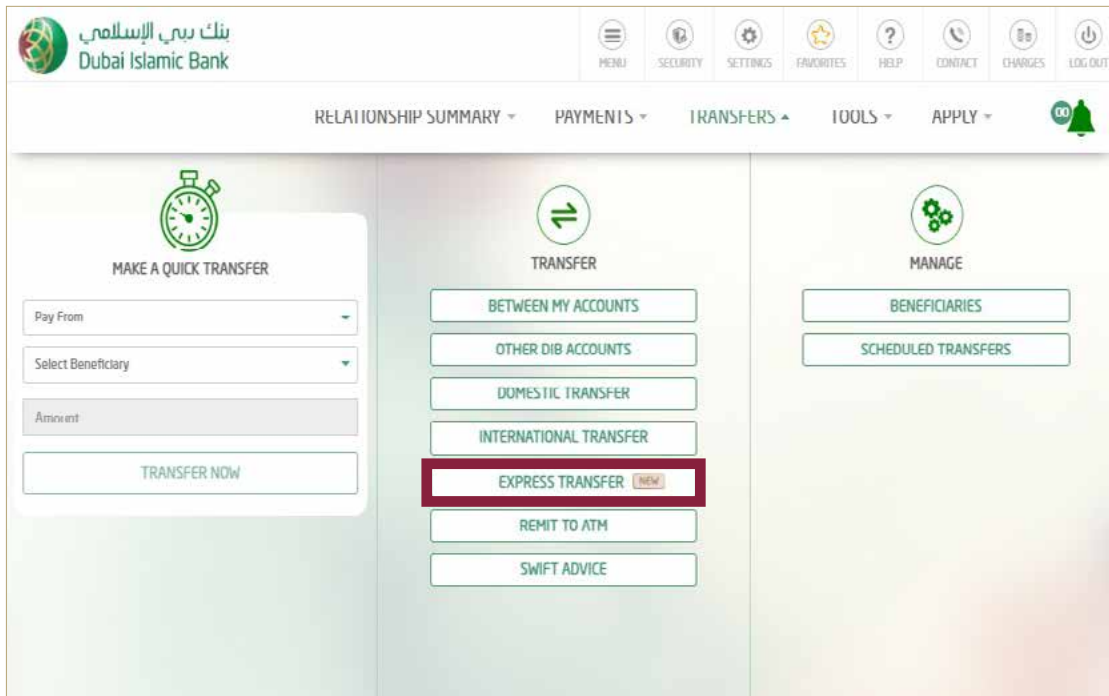
Dubai Islamic Bank (DIB) has a strict policy of keeping customer information secret and secure. The bank assures its customers that:

- Personal or Business Information provided shall be safeguarded using the highest standards of security and confidentiality and the bank will make its best efforts in this regard.
- Only authorized employees shall have access to the information and those employees who violate the bank's privacy policies shall be dealt with the normal disciplinary process.
- Collection and use of customer personal information shall be kept to a minimum for promoting the bank's products and services.
- Information provided shall not be shared and item with from the customer or as required by the law.

DIB Express Transfer steps

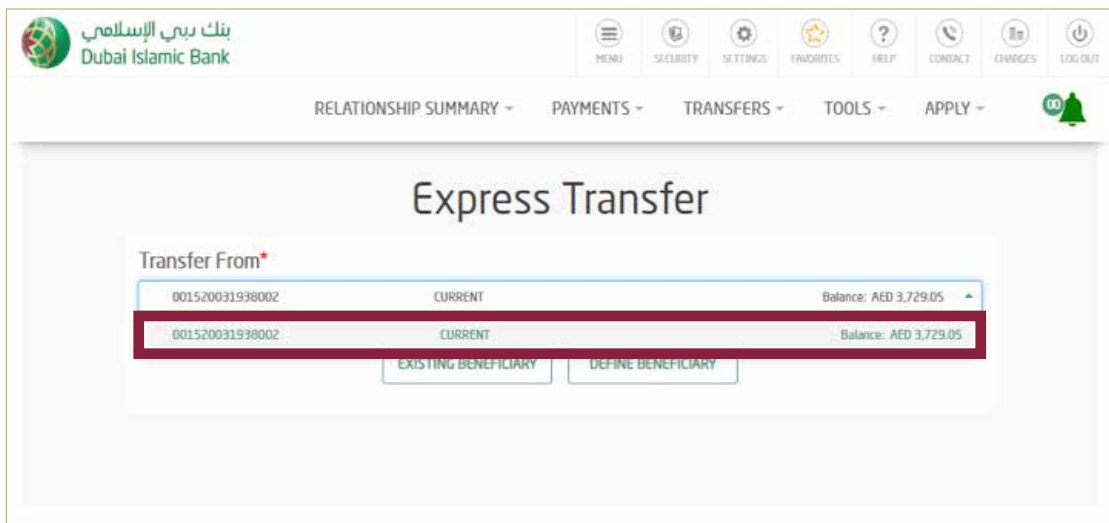
2

Click on 'Express Transfer'



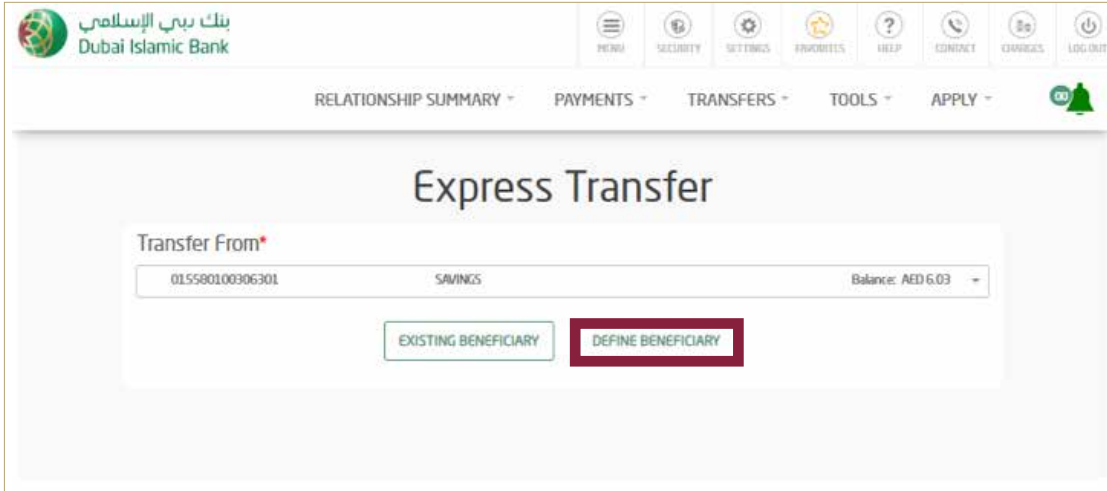
3

Select the Account from which you would like to transfer from.



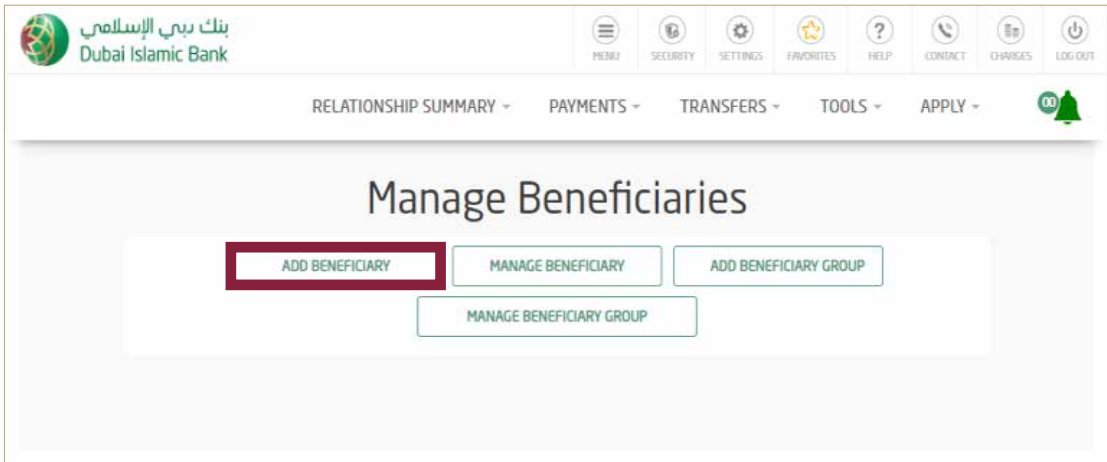
DIB Express Transfer steps

4 Click on 'Define Beneficiary'



The screenshot shows the 'Express Transfer' page in the DIB mobile app. At the top, there is a navigation bar with the bank's logo and name in Arabic and English, and a row of icons for Menu, Security, Settings, Favorites, Help, Contact, Charges, and Log Out. Below this is a secondary navigation bar with tabs for Relationship Summary, Payments, Transfers, Tools, and Apply, along with a notification bell icon. The main content area is titled 'Express Transfer' and features a 'Transfer From*' section. This section displays the account number '015580100906301', the account type 'SAVINGS', and the current balance 'AED 6.03'. Below the account information, there are two buttons: 'EXISTING BENEFICIARY' and 'DEFINE BENEFICIARY'. The 'DEFINE BENEFICIARY' button is highlighted with a red border.

5 Select 'Add Beneficiary'



The screenshot shows the 'Manage Beneficiaries' page in the DIB mobile app. It features the same top navigation bar as the previous screenshot. The main content area is titled 'Manage Beneficiaries' and contains four buttons: 'ADD BENEFICIARY', 'MANAGE BENEFICIARY', 'ADD BENEFICIARY GROUP', and 'MANAGE BENEFICIARY GROUP'. The 'ADD BENEFICIARY' button is highlighted with a red border.

DIB Express Transfer steps

6

Select Transfer Type - **"Express Transfer"**

Enter Beneficiary Nick Name

Enter Beneficiary Bank country - **"Pakistan"**

بنك دبي الإسلامي
Dubai Islamic Bank

MENU SECURITY SETTINGS FAVORITES HELP CONTACT CHARGES LOG OUT

RELATIONSHIP SUMMARY PAYMENTS TRANSFERS TOOLS APPLY

Add beneficiary

ADD BENEFICIARY MANAGE BENEFICIARY ADD BENEFICIARY GROUP
MANAGE BENEFICIARY GROUP

Please Select A Nickname And Type Of Beneficiary You Want To Set

Select Transfer Type* Express Transfer

Beneficiary Nickname* SAMPLE

Beneficiary Details

Beneficiary Bank Country* PAKISTAN

Account Number / IBAN*

Bank Name* Please select

Beneficiary Bank City

Beneficiary Bank Branch

Beneficiary City

Beneficiary Address

Beneficiary Country* Please select

Beneficiary DOB

Beneficiary Nationality Please select


Beneficiary Group* Default

PROCEED

DIB Express Transfer steps

7

- Enter Beneficiary **IBAN\Account Number**
- Select Bank name from the drop down
- Select Transfer Type as **“Express Transfer”**
- Enter Beneficiary **Bank City, Bank Branch**
- Enter Beneficiary **Date of Birth** and **Nationality**
- Once all the informations are entered, **click Proceed**

RELATIONSHIP SUMMARY ▾ PAYMENTS ▾ TRANSFERS ▾ TOOLS ▾ APPLY ▾ 

Add beneficiary

ADD BENEFICIARY MANAGE BENEFICIARY ADD BENEFICIARY GROUP

MANAGE BENEFICIARY GROUP

Please Select A Nickname And Type Of Beneficiary You Want To Set

Select Transfer Type* Beneficiary Nickname*

Express Transfer ▾ WAQAS PAK

Beneficiary Details

Beneficiary Bank Country* Account Number / IBAN*

PAKISTAN ▾ PK73MEZNO099699010387176

Transactions under PKR 500,000 will be instantaneous and transactions above PKR 500,000 will be Credited within same day, if initiated within cut off timings.

Bank Name* Beneficiary Bank City

MEEZAN BANK ▾ LAHORE


Beneficiary Bank Branch Beneficiary City

TEST TEST

Beneficiary Address Beneficiary Country*

TEST TEST TEST PAKISTAN ▾

Beneficiary DOB Beneficiary Nationality

12/04/1991  PAKISTAN ▾

Beneficiary Group*

Default ▾

PROCEED

DIB Express Transfer steps

8

Click - Send **OTP**
Enter OTP and click **Confirm**

The screenshot displays a web interface for a DIB Express Transfer. At the top, there is a navigation bar with the following items: "RELATIONSHIP SUMMARY", "PAYMENTS", "TRANSFERS", "TOOLS", and "APPLY", each with a dropdown arrow. A notification bell icon is visible on the right side of the navigation bar. Below the navigation bar, there is a form with the following fields:

Beneficiary Bank Country PAKISTAN	Beneficiary Name IMRAN SHAHID
Beneficiary Bank UNITED BANK LIMITED	Beneficiary Date of Birth 18/10/1985
Beneficiary IBAN PK45UNIL0109000251289731	Group Name Default

Below the form, there is a green box with the following text:

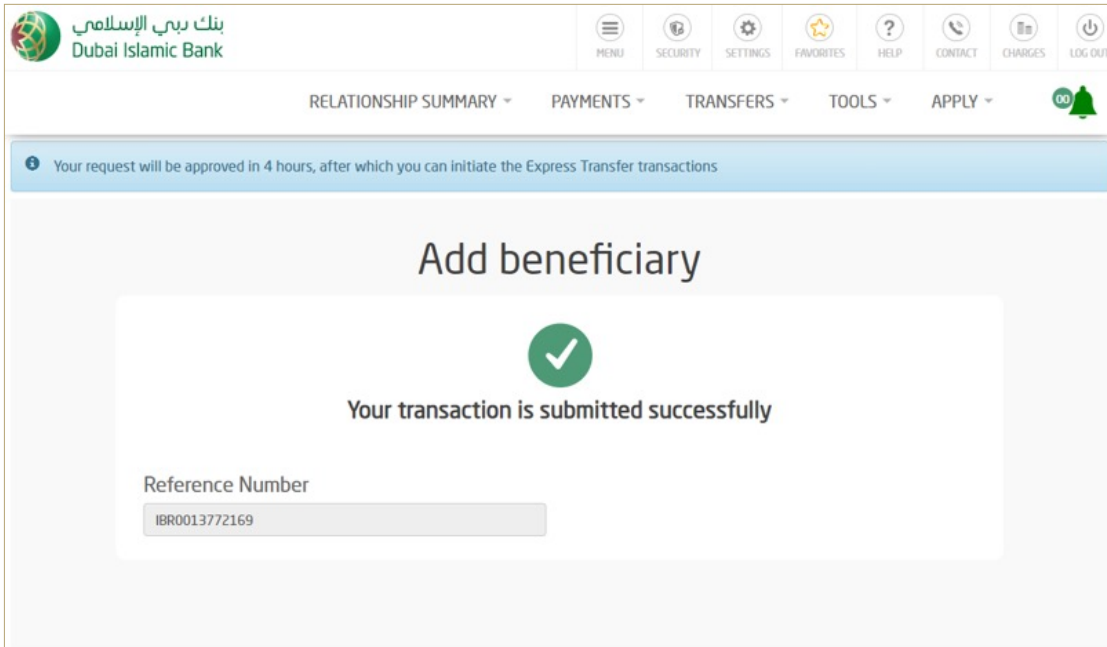
ENTER ONE TIME PASSWORD (OTP)
VALID FOR ONLY 5 MINUTES

Below this text is an input field for the OTP. Below the input field is the text "Remaining Time:". Below the "Remaining Time:" text is a button labeled "SEND OTP", which is highlighted with a red border. Below the "SEND OTP" button are two buttons: "BACK" and "CONFIRM".

DIB Express Transfer steps

9

Your request will be approved in 4 hours after which you can initiate Express Transfer Transactions



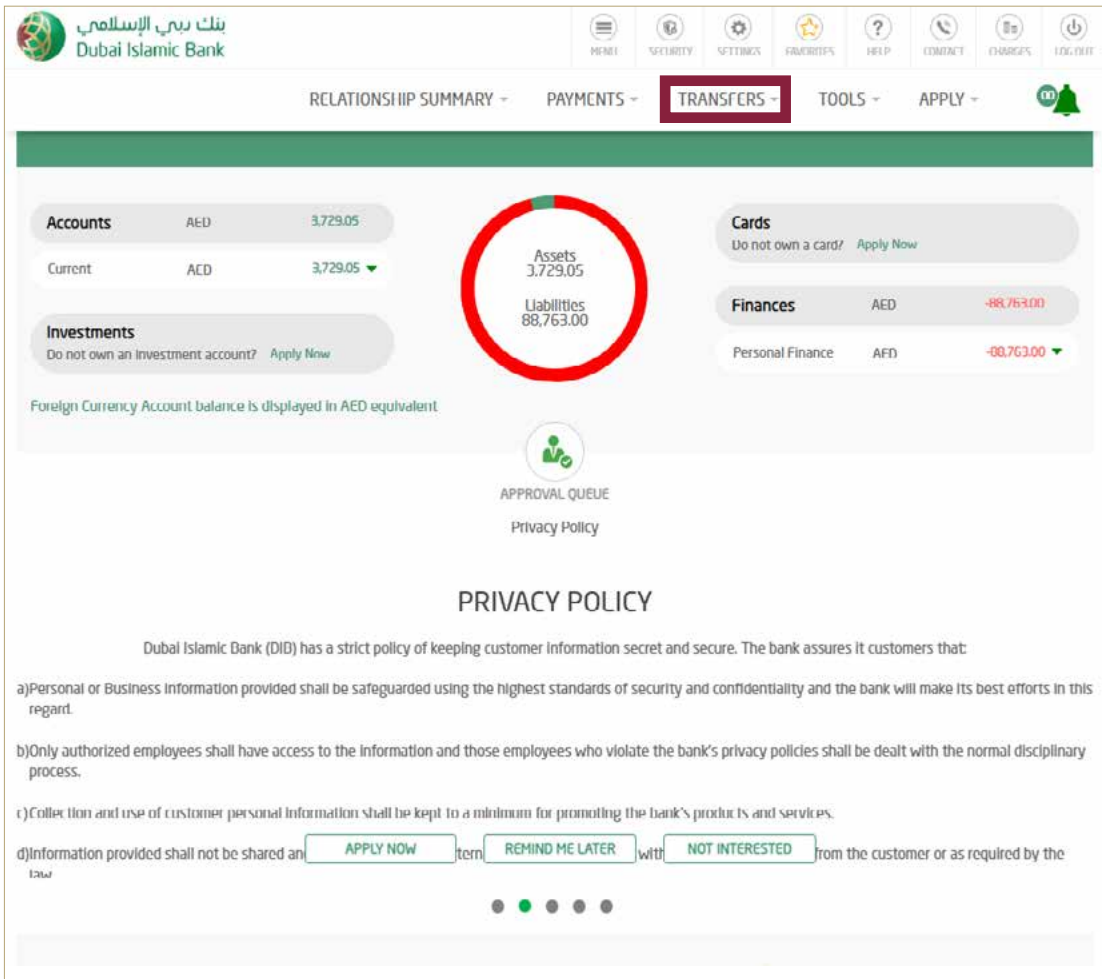
The screenshot displays the Dubai Islamic Bank mobile application interface. At the top left is the bank's logo and name in Arabic and English. The top navigation bar includes icons for MENU, SECURITY, SETTINGS, FAVORITES, HELP, CONTACT, CHARGES, and LOG OUT. Below this is a secondary navigation bar with tabs for RELATIONSHIP SUMMARY, PAYMENTS, TRANSFERS, TOOLS, and APPLY, along with a notification bell icon. A blue banner at the top of the main content area contains the message: "Your request will be approved in 4 hours, after which you can initiate the Express Transfer transactions". The main content area is titled "Add beneficiary" and features a large green checkmark icon with the text "Your transaction is submitted successfully". Below this, a "Reference Number" is displayed in a grey box as "IBR0013772169".

DIB Express Transfer steps

How to Initiate Express Transfer Transaction Via **alt** online

1

Login by entering your **username** and **password**
Click on 'Transfers'



The screenshot displays the Dubai Islamic Bank (DIB) online banking interface. The top navigation bar includes the bank's logo and name in Arabic and English, along with icons for Menu, Security, Settings, Favorites, Help, Contact, Changes, and Log Out. Below the navigation bar, there are tabs for Relationship Summary, Payments, Transfers (highlighted with a red box), Tools, and Apply. The main dashboard shows a central circular chart with a red border, indicating Assets of 3,729.05 and Liabilities of 88,763.00. To the left, there are sections for Accounts (AED 3,729.05) and Investments (Do not own an investment account? Apply Now). To the right, there are sections for Cards (Do not own a card? Apply Now) and Finances (AED -88,763.00). Below the dashboard, there is a section for APPROVAL QUEUE and Privacy Policy. The Privacy Policy section is titled 'PRIVACY POLICY' and contains the following text:

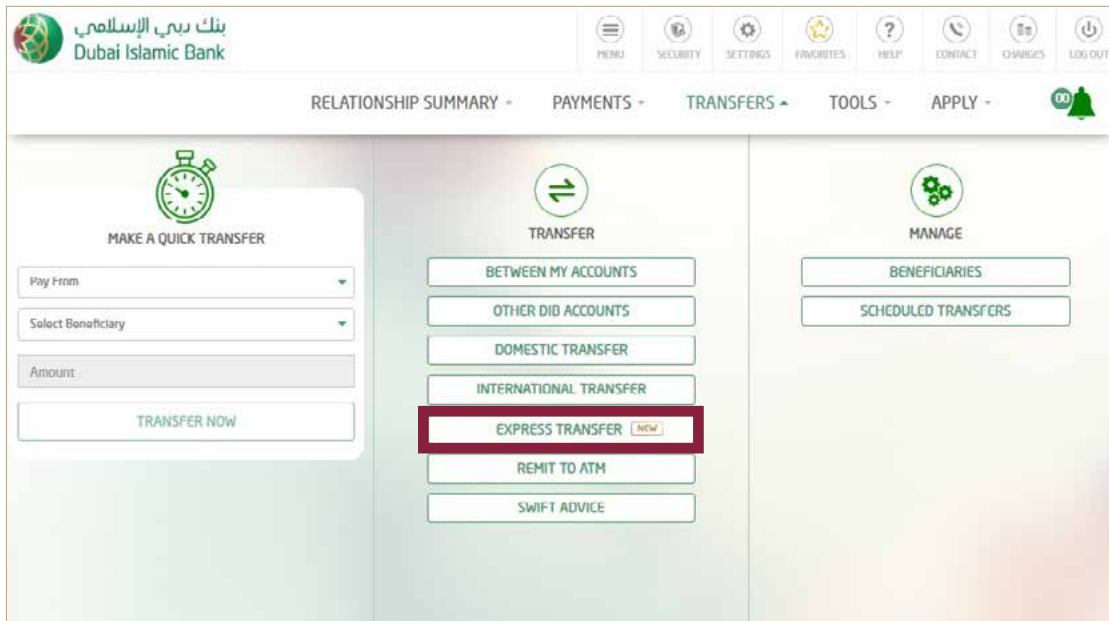
Dubai Islamic Bank (DIB) has a strict policy of keeping customer information secret and secure. The bank assures its customers that:

- Personal or Business information provided shall be safeguarded using the highest standards of security and confidentiality and the bank will make its best efforts in this regard.
- Only authorized employees shall have access to the information and those employees who violate the bank's privacy policies shall be dealt with the normal disciplinary process.
- Collection and use of customer personal information shall be kept to a minimum for promoting the bank's products and services.
- Information provided shall not be shared with from the customer or as required by the law.

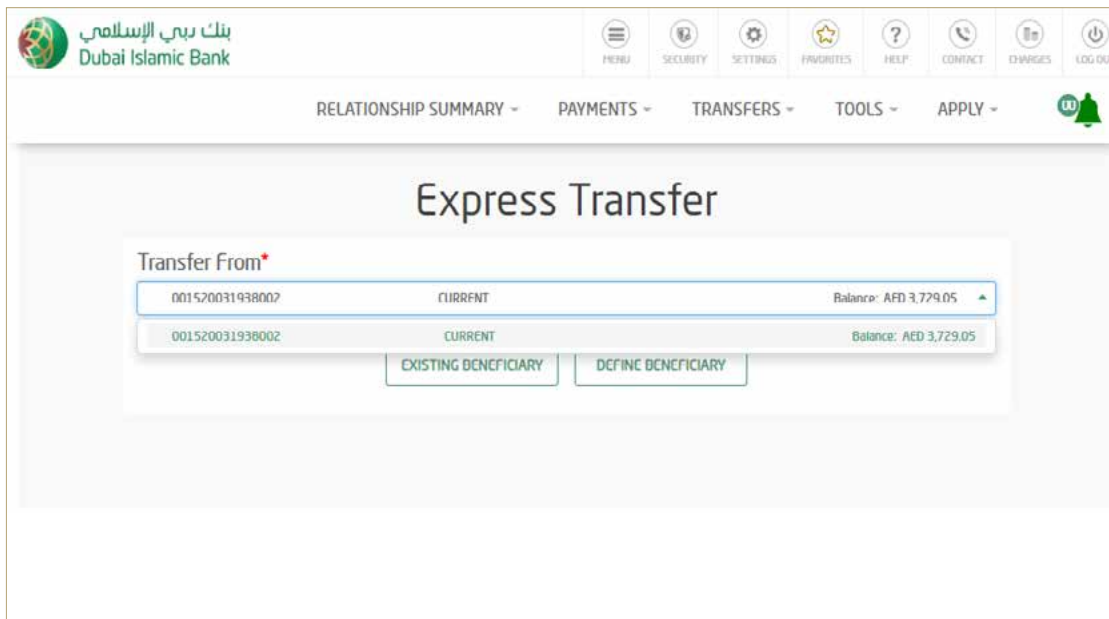
Below the Privacy Policy section, there are three buttons: , , and . At the bottom of the page, there are four small circles, with the first one being green.

DIB Express Transfer steps

2 Click on 'Express Transfer'



3 Select the Account from which you would like to transfer from.



DIB Express Transfer steps

4

Click on 'Existing Beneficiary'
Select 'Beneficiary Nick Name'

The screenshot displays the 'Express Transfer' interface. At the top, there is a navigation bar with the DIB logo and 'ait' branding, along with icons for MENU, SECURITY, SETTINGS, FAVORITES, HELP, CONTACT, CHARGES, and LOG OUT. Below this is a secondary navigation bar with links for RELATIONSHIP SUMMARY, PAYMENTS, TRANSFERS, TOOLS, and APPLY, plus a notification bell icon.

The main content area is titled 'Express Transfer'. Underneath, there is a 'Transfer From*' section showing the account number '007520015468201', the account type 'CURRENT ACC', and the balance 'AED 29,794,442.62'. Two buttons are present: 'EXISTING BENEFICIARY' (highlighted with a red box) and 'DEFINE BENEFICIARY'.

Below this is the 'Beneficiary Details' section, which contains two columns of form fields:

- Beneficiary Group:** All Groups
- Beneficiary Nick Name*:** DEMO PK ET
- Beneficiary Bank Country:** PAKISTAN
- Beneficiary Name:** ANZAR ALAM BAIG
- Account Number:** PK55DUIB000000111012001
- Beneficiary Bank:** BDO
- Beneficiary First Name:** TEST
- Beneficiary Last Name:** TEST 234
- Beneficiary DOB:** 01/01/0001
- Beneficiary Country:** PAKISTAN
- Beneficiary Nationality:** INDONESIA
- Beneficiary City:** TEST
- Beneficiary Address:** MANILA
- Purpose of Payment*:** Family maintenance and savings

DIB Express Transfer steps

5

Select 'Purpose of Payment'

Beneficiary Details

Beneficiary Group All Groups	Beneficiary Nick Name* DEMO PK ET
Beneficiary Bank Country PAKISTAN	Beneficiary Name ANZAR ALAM BAIG
Account Number PK55DUIB0000000111012001	Beneficiary Bank BDO
Beneficiary First Name TEST	Beneficiary Last Name TEST 234
Beneficiary DOB 01/01/0001	Beneficiary Country PAKISTAN
Beneficiary Nationality INDONESIA	Beneficiary City TEST
Beneficiary Address MANILA	Purpose of Payment* Family maintenance and savings

Transfer Details

Please provide transfer currency and amount

Amount In Debit Account Currency Amount In Remittance Currency

Transfer Currency* PKR	Amount* Amount	AED
---------------------------	-------------------	-----

DIB Express Transfer steps

6

Select the currency (**AED or PKR**) and enter amount to be transferred.

Read and accept the Key Fact Statement

Click - '**Transfer Now**'


Transfer Details

Please provide transfer currency and amount

Amount In Debit Account Currency Amount In Remittance Currency

Transfer Currency* Amount*

PKR 500.00 AED

Mark Favourite 

Transaction Limit (In AED)

Minimum Transaction Limit	Maximum Transaction Limit	Available Daily Limit
1.00	150,000.00	150,000.00

I have read and understood the [Key Facts Statement](#)

TRANSFER NOW

right © 2023 All rights reserved. Dubai Islamic Bank Public Joint Stock Company, licensed & regulated by Central Bank of UAE

[Privacy Policy](#) [Banking Serv](#)

DIB Express Transfer steps

7

Your transaction has been submitted successfully

The screenshot shows the Dubai Islamic Bank (DIB) Express Transfer success page. At the top, there is a navigation bar with the bank's logo and name in Arabic and English, and a menu of icons for MENU, SECURITY, SETTINGS, FAVORITES, HELP, CONTACT, CHARGES, and LOG OUT. Below the navigation bar, there are tabs for RELATIONSHIP SUMMARY, PAYMENTS, TRANSFERS, TOOLS, and APPLY, along with a notification bell icon. A blue banner at the top of the main content area states "E-mail has been sent." The main content area is titled "Express Transfer" and features a large green checkmark icon with the text "Your transaction is submitted successfully". Below this, there is a section for the "Reference Number" with the value "IBR0040680343" and a "MAKE A NEW TRANSFER" button. The bottom section is titled "Transaction Receipt" and includes the text "E-receipt has been sent to your registered email ID already. To send or download again, use below option." Below this text, there is a field for "Email ID:" containing "M*****a@dibuat.ae", a "SEND" button, and a "PRINT" button with a printer icon.


بنك دبي الإسلامي
Dubai Islamic Bank

MENU SECURITY SETTINGS FAVORITES HELP CONTACT CHARGES LOG OUT

RELATIONSHIP SUMMARY - PAYMENTS - TRANSFERS - TOOLS - APPLY -

E-mail has been sent.

Express Transfer



Your transaction is submitted successfully

Reference Number

IBR0040680343

MAKE A NEW TRANSFER

Transaction Receipt

E-receipt has been sent to your registered email ID already. To send or download again, use below option.

Email ID: M*****a@dibuat.ae

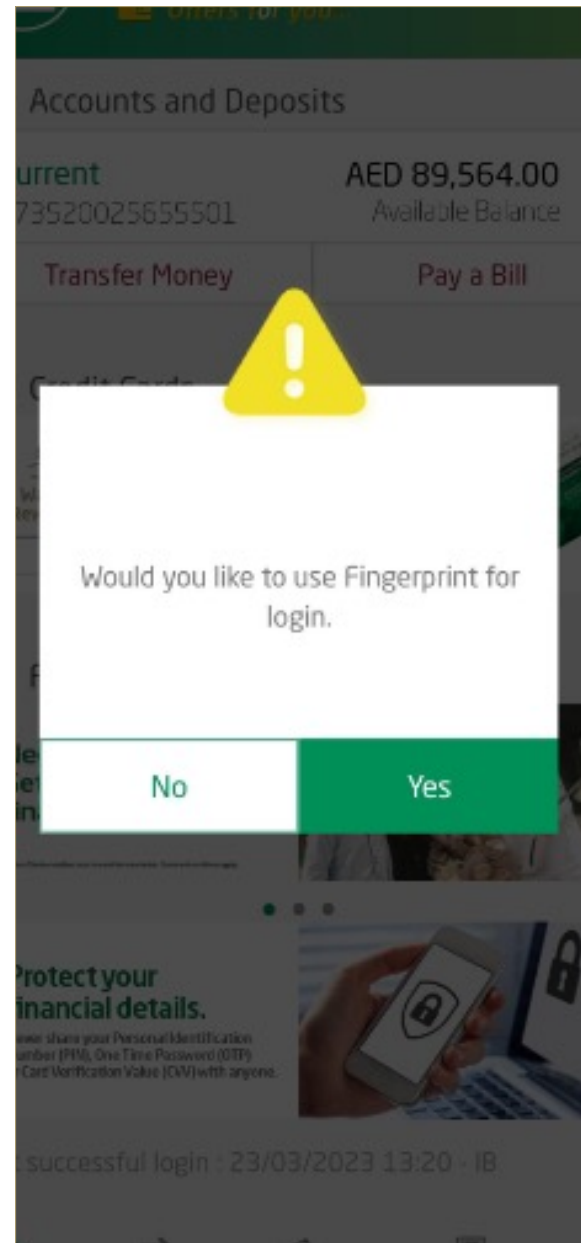
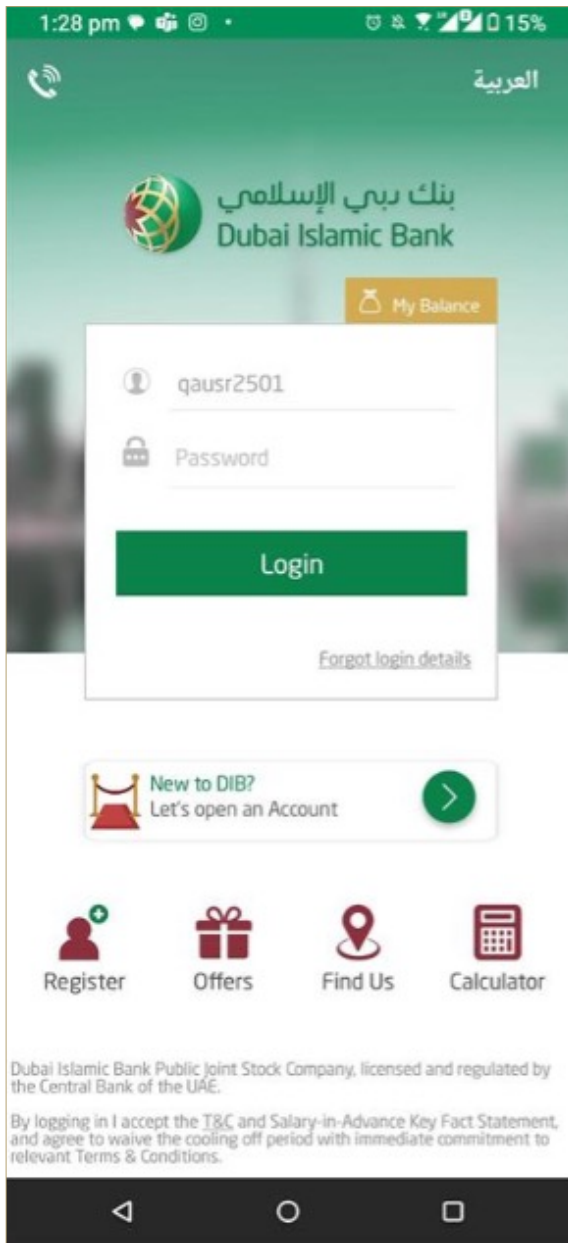
SEND PRINT

DIB Express Transfer steps

How to Initiate Express Transfer transaction via **alt** mobile (Only for Existing Beneficiaries)

1

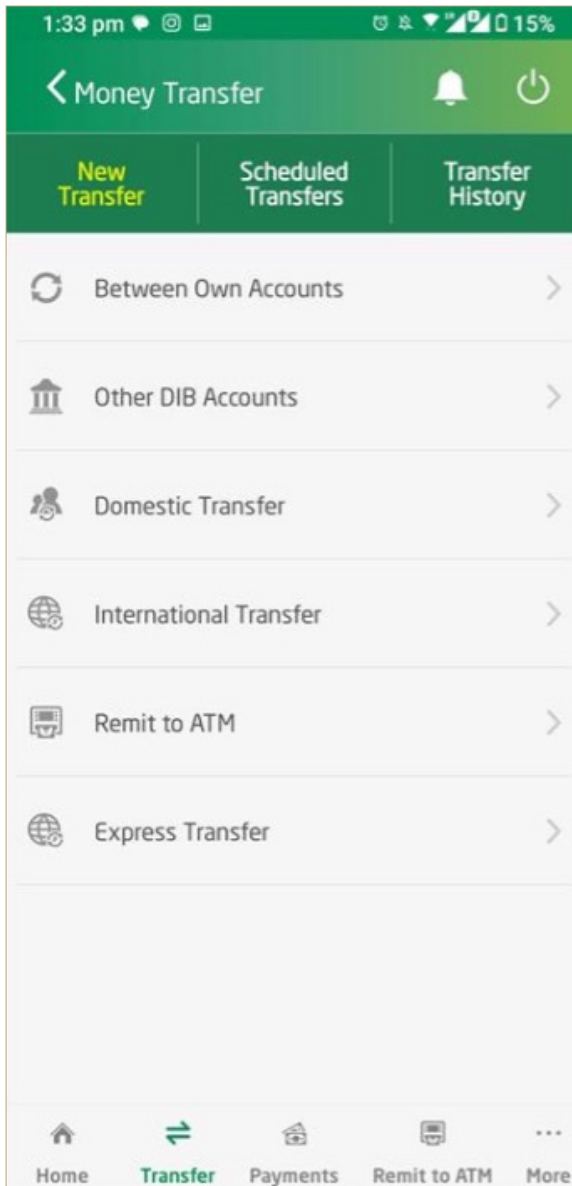
Login by entering your **username** and **password** or by your **Face ID or Fingerprint**



DIB Express Transfer steps

2

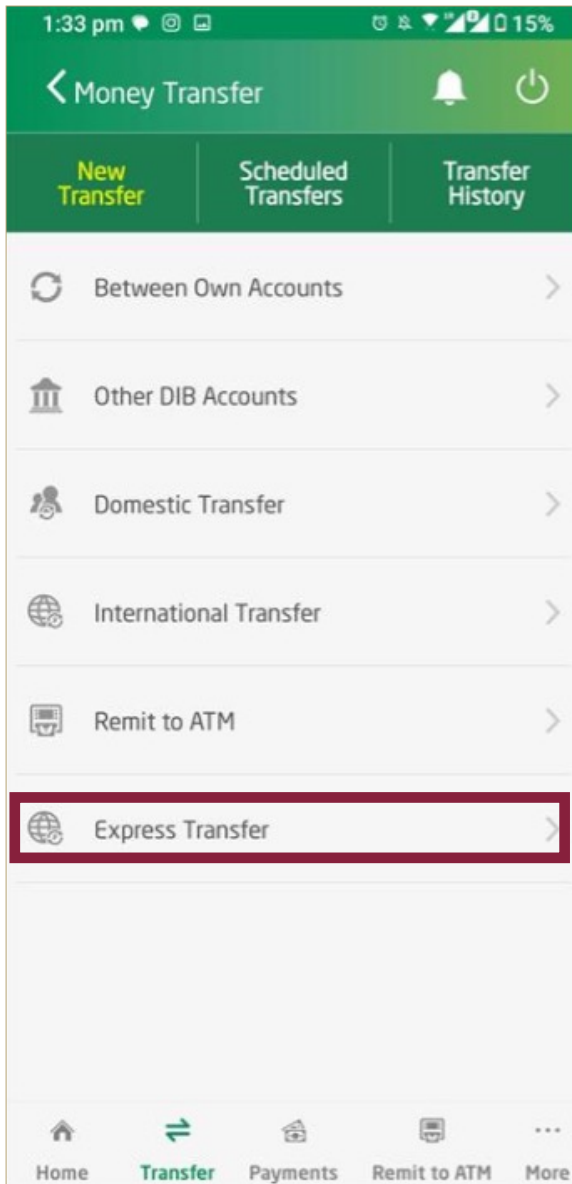
Click on 'Transfer'



DIB Express Transfer steps

3

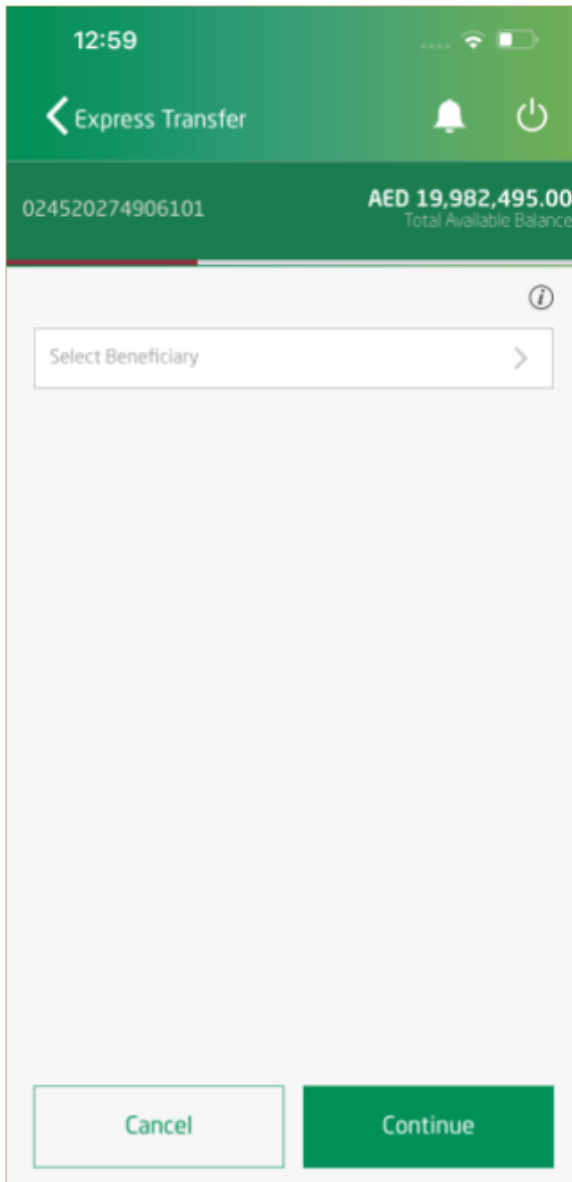
Click on 'Express Transfer'



DIB Express Transfer steps

4

Select the beneficiary to whom you would like to transfer funds.



The screenshot displays the 'Express Transfer' screen in a mobile application. At the top, the status bar shows the time 12:59, signal strength, Wi-Fi, and battery icons. Below this, a green header contains a back arrow, the text 'Express Transfer', a notification bell icon, and a power icon. A dark green bar below the header shows the account number '024520274906101' on the left and the 'AED 19,982,495.00 Total Available Balance' on the right. The main content area is a light gray box with a white header containing the text 'Select Beneficiary' and a right-pointing arrow. At the bottom of the screen, there are two buttons: a white 'Cancel' button and a green 'Continue' button.

DIB Express Transfer steps

5

Enter Transfer amount (in AED or PKR)
Select Reason for making Transfer

The screenshot displays the 'Express Transfer' screen in a mobile application. At the top, there is a green header with a back arrow, the text 'Express Transfer', a notification bell icon, and a power icon. Below the header, the account number '024520274906101' is shown on the left, and the 'Total Available Balance' of 'AED 19,982,495.00' is shown on the right. The main content area is a light gray card with a white background. It features a dropdown menu with 'SHARON ET PHP STG' selected. Below this is a section for 'Beneficiary Details' with a 'View More' link. Another dropdown menu shows 'PHP' selected. There are two tabs: 'AED Amount' (which is active and highlighted in green) and 'Foreign Currency'. Below the tabs is a text input field for 'Transfer amount (AED)'. Underneath that is another dropdown menu for 'Reason for making transfer'. At the bottom of the card, there is a checkbox with the text 'I have read and understood the [Key Facts Statements](#)'. At the very bottom of the screen, there are two buttons: 'Cancel' and 'Continue'.

DIB Express Transfer steps

6

Read and accept the Key Fact Statements
Click - '**Continue**'

The screenshot shows the 'Express Transfer' screen in a mobile app. At the top, the time is 2:17. Below the title bar, there's a navigation bar with a back arrow, a notification bell, and a power icon. The account number '007520015468201' and the total available balance 'AED 29,794,442.62' are displayed. The main content area includes a dropdown menu for the beneficiary, currently set to 'DEMO PK ET'. Below this is the 'Beneficiary Details' section with a 'View More' link. The currency is set to 'PKR'. There are two tabs: 'AED Amount' (selected) and 'Foreign Currency'. The transfer amount is '2000'. The purpose is 'Family maintenance and savings'. A checkbox with a checkmark is selected, indicating that the user has read and understood the 'Key Facts Statements'. At the bottom, there are 'Cancel' and 'Continue' buttons.

2:17

Express Transfer

007520015468201 AED 29,794,442.62
Total Available Balance

DEMO PK ET

Beneficiary Details View More

PKR

AED Amount Foreign Currency

Transfer amount (AED)
2000

Family maintenance and savings

have read and understood the [Key Facts Statements](#)

Cancel Continue

DIB Express Transfer steps

7

Review transaction details and click on 'confirm'

024520274906101 **AED 19,982,495.00**
Total Available Balance

Express Transfer

To	Exchange Rate
001110110160	13.6425833
SHARON ET PHP STG	
Amount	→ Equivalent Amount
AED 240	PHP 3274.22
Transfer On	Fees
Now	AED 0.00

* Fees & Charges where applicable are inclusive of 5% VAT

DIB Express Transfer steps

8

Your transaction has been submitted successfully.

