

Steps for Fund Transfer (International Fund Transfer) - Individual

1. Login to <https://online.dib.ae>

العربية

LEARN MORE SECURITY

بنك دبي الإسلامي | alt
Dubai Islamic Bank

Wakala Deposits

بنك دبي الإسلامي
Dubai Islamic Bank
#ReadyForTheNew

LOGIN QUICK LOGIN NEW USER NEED HELP?

DIB ONLINE BANKING

USER NAME

PASSWORD

Use Virtual Keyboard
By logging in I accept the T&C, Salary In Advance Key Fact Statement, and agree to waive the cooling off period with immediate commitment to relevant Terms & Conditions

LOGIN

- OR -

Login with UAE PASS

Monthly Profit
5.0%
Per Annum* to be paid monthly

Advance Profit
4.9%
Per Annum* to be paid in advance

*Quoted profit rates are expected and/or based on past performance. To be adjusted against the actual realized profit.

For complete product details and warnings, visit dib.ae/wakala
Dubai Islamic Bank (Public Joint Stock Company)

2. Click on Transfers and Select International Fund Transfer (IFT).

بنك دبي الإسلامي
Dubai Islamic Bank

MENU SECURITY SETTINGS FAVORITES HELP CONTACT CHARGES LOG OUT

RELATIONSHIP SUMMARY PAYMENTS TRANSFERS TOOLS APPLY

MAKE A QUICK TRANSFER

Pay From

Select Beneficiary

Amount

TRANSFER NOW

TRANSFER

BETWEEN MY ACCOUNTS

OTHER DIB ACCOUNTS

DOMESTIC TRANSFER

INTERNATIONAL TRANSFER

EXPRESS TRANSFER NEW

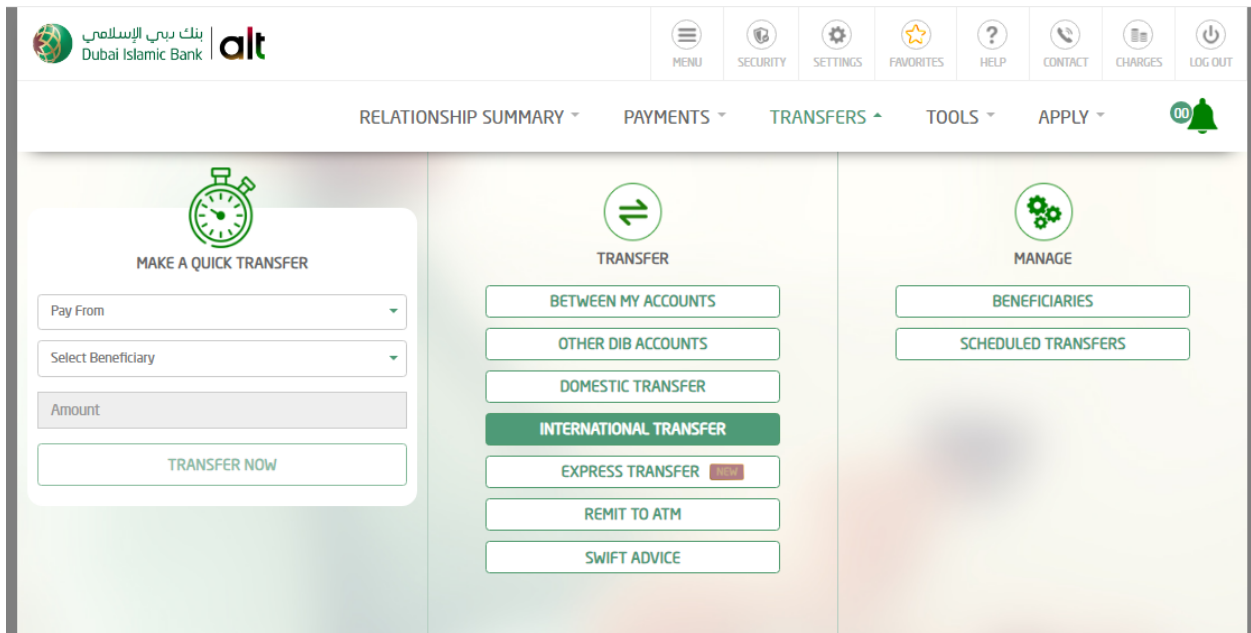
REMIT TO ATM

SWIFT ADVICE


MANAGE

BENEFICIARIES

SCHEDULED TRANSFERS



3. System will display International Fund Transfer screen.



4. Select the account from which transaction has to be initiated

بنك دبي الإسلامي
Dubai Islamic Bank

MENU SECURITY SETTINGS FAVORITES HELP CONTACT CHARGES LO

RELATIONSHIP SUMMARY PAYMENTS TRANSFERS TOOLS APPLY

International Fund Transfer

Transfer From*

01	001	CURRENT	Balance: AED 1	92
00:	001	CURRENT	Balance: AED 1	.92
00:	001	SAVINGS	Balance: US\$.97
00:	002	SAVINGS	Balance: EUR	.19

5. Once account is selected, two options will be displayed. 'New Beneficiary' and 'Existing Beneficiary'


International Fund Transfer

Transfer From*

00	001	CURRENT	Balance: AE	6.92
----	-----	---------	-------------	------

EXISTING BENEFICIARY NEW BENEFICIARY

6. Select New Beneficiary to initiate transaction for an unsaved new beneficiary

RELATIONSHIP SUMMARY ▾ PAYMENTS ▾ TRANSFERS ▾ TOOLS ▾ APPLY ▾ 

EXISTING BENEFICIARY NEW BENEFICIARY

Beneficiary Details

Beneficiary Bank*	Beneficiary Bank Branch*
<input type="text"/>	<input type="text"/>
Beneficiary Bank Country*	Beneficiary Bank City*
<input type="text" value="Please select"/>	<input type="text"/>
Routing / Swift Code	Beneficiary Full Name*
<input type="text"/>	<input type="text"/>
Beneficiary Account Number*	Transaction Type*
<input type="text"/>	<input type="text" value="Please select"/>

Transfer Details

Currency*	Remittance Amount*
<input type="text" value="Please select"/>	<input type="text" value="Amount"/>
Transaction Fee	Details & Purpose of Payment*

7. Enter all details in fields under beneficiary details

Beneficiary Details

Beneficiary Bank*	Beneficiary Bank Branch*
<input type="text" value="hdfc bank"/>	<input type="text" value="india re"/>
Beneficiary Bank Country*	Beneficiary Bank City*
<input type="text" value="INDIA"/>	<input type="text" value="chennai"/>
Routing / Swift Code	Beneficiary Full Name*
<input type="text" value="hdfc01"/>	<input type="text" value="anand is"/>
Beneficiary Account Number*	Transaction Type*
<input type="text" value="000001"/>	<input type="text" value="Family Support"/>
Beneficiary Country*	Beneficiary City*
<input type="text" value="INDIA"/>	<input type="text" value="chennai"/>
Beneficiary Address*	
<input type="text" value="address"/>	

8. Enter all details in fields under Transfer details.

Transfer Details

Currency* <input type="text" value="INR"/>	Remittance Amount* <input type="text" value="5,000.00"/> <input type="text" value="INR"/>	
Transaction Fee <input type="text" value="0.00"/> <input type="text" value="AED"/>	Details & Purpose of Payment* <input type="text" value="personal"/>	
Correspondent Bank Charges* <input type="text" value="Shared Charges (SHA)"/>		
<input type="checkbox"/> Save Beneficiary		
<input type="checkbox"/> Schedule Transfer		
Transaction Limit (in AED)		
Minimum Transaction Limit	Maximum Transaction Limit	Available Daily Limit
50.00	250,000.00	250,000.00
<input type="checkbox"/> I have read and understood the Key Facts Statement		

9. To save this beneficiary, select Save beneficiary and enter beneficiary name. Click on Transfer Now.

Transfer Details

Currency* **Remittance Amount***

Transaction Fee **Details & Purpose of Payment***

Correspondent Bank Charges*

Save Beneficiary

Schedule Transfer

Transaction Limit (in AED)

Minimum Transaction Limit	Maximum Transaction Limit	Available Daily Limit
50.00	250,000.00	250,000.00

I have read and understood the [Key Facts Statement](#)

TRANSFER NOW

10. System will navigate to review screen. It will display beneficiary cooling period message.

i

- Your transfer request will be submitted for approval. Beneficiary will be approved after 4 hours. You will be notified once transaction is processed.
- For FCY Transactions, Prevailing FX rate at the time of execution of transaction will be applied.

Note: Beneficiary activation applicable only for new beneficiary saved during the transfer.

11. User can review all the transfer details in this review screen.

International Fund Transfer

Debit Account	Beneficiary Account Number
00 01	1
Debit Amount	Beneficiary Name
	as
Beneficiary Bank Country	Beneficiary Bank City
	ai
Beneficiary Bank Name	Beneficiary Branch Name
bank	centre
Beneficiary Country	Beneficiary City
IN_A	ai
Beneficiary Address	Swift code
address	hd 01
Credit Amount	Exchange Rate

Beneficiary Country	Beneficiary City
IN_A	ai
Beneficiary Address	Swift code
address	hd 01
Credit Amount	Exchange Rate
5,000.00 AED	19.0114068
Transaction Fee	Correspondent Bank Charges
11.50 AED	Shared Charges (SHA)
Description	
personal	

12. Once the details are verified, user has to click on SEND OTP and enter OTP received. On click of confirm, transaction is posted.

ENTER ONE TIME PASSWORD (OTP)
VALID FOR ONLY 5 MINUTES

Remaining Time:

BACK

CONFIRM

13. Transaction is posted successfully and reference number is generated.

RELATIONSHIP SUMMARY ▾PAYMENTS ▾TRANSFERS ▾TOOLS ▾APPLY ▾ 00

i • Your transfer request is submitted for approval. You will be notified once transaction is processed.
• For FCY Transactions, Prevailing FX rate at the time of execution of transaction will be applied.
Note: Beneficiary activation applicable only for new beneficiary saved during the transfer.

International Fund Transfer

✓

Your transaction is submitted successfully

Reference Number

5