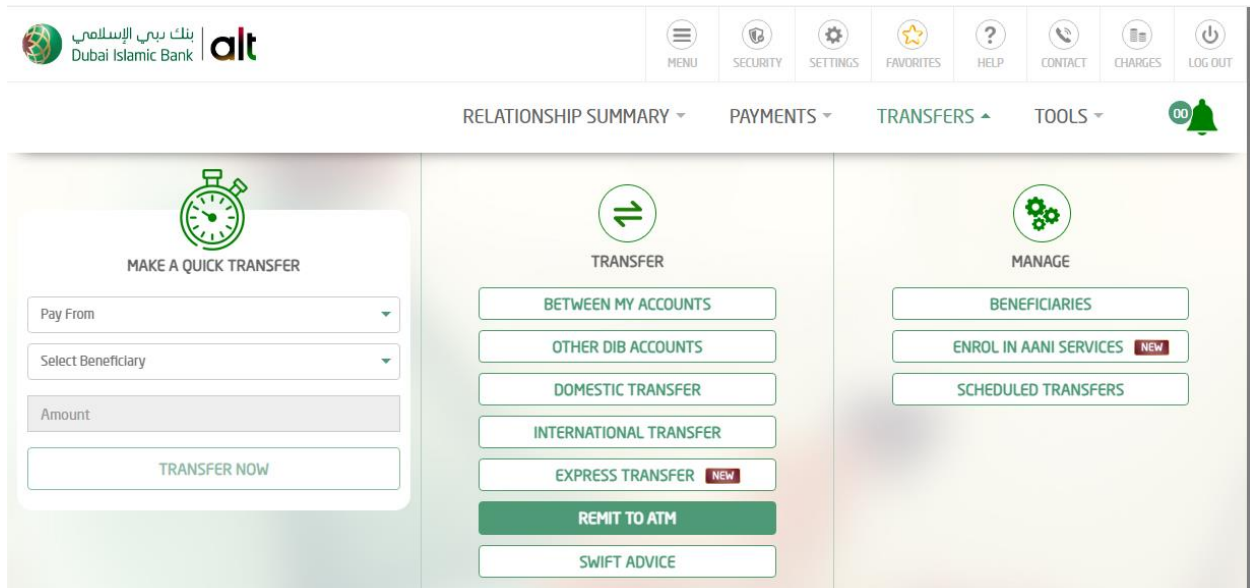
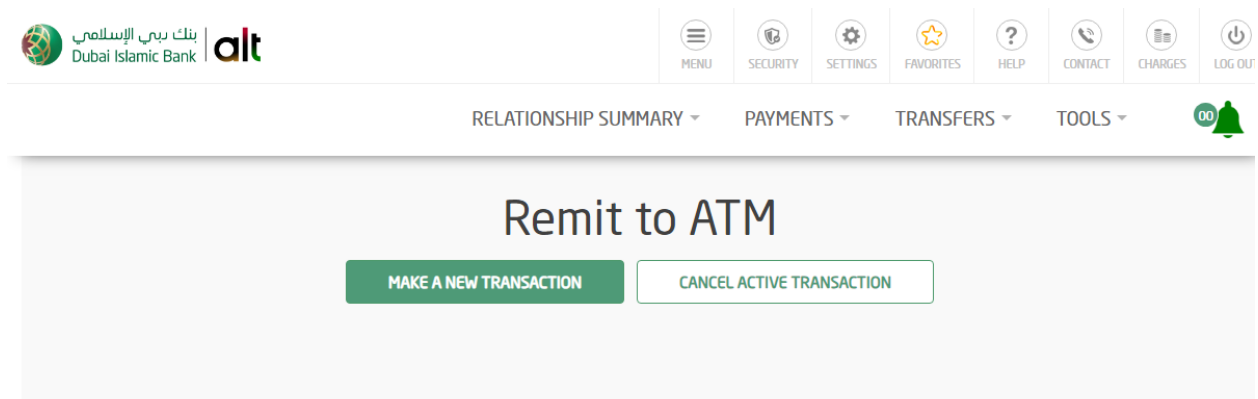


Steps for Remit To ATM


1. Visit <https://online.dib.ae>
2. Click on Transfers – Remit To ATM



3. Click “Make a new transaction”



4. Enter -Beneficiary Full Name, Debit Amount, Description
5. Click “Transfer Now”

بنك دبي الإسلامي | alt

MENU SECURITY SETTINGS FAVORITES HELP CONTACT CHARGES LOG OUT

RELATIONSHIP SUMMARY PAYMENTS TRANSFERS TOOLS 00

Remit to ATM

Debit Account*

CURRENT ACC B: 'B

Please enter below details

Beneficiary Full Name*

Debit Amount* AED

Transaction Fee AED


Description*

Transaction Limit (in AED)


Minimum Transaction Limit	Maximum Transaction Limit	Available Daily Limit
100.00	50,000.00	50,000.00

[TRANSFER NOW](#)

6. Click "Request secret code" and Enter the secret code received on your mobile

 **بنك دبي الإسلامي** | alt
Dubai Islamic Bank

MENU SECURITY SETTINGS FAVORITES HELP CONTACT CHARGES LOG OUT

RELATIONSHIP SUMMARY ▾ PAYMENTS ▾ TRANSFERS ▾ TOOLS ▾ 


Remit to ATM

Debit Account	Beneficiary Name
<input type="text" value="0 1"/>	<input type="text" value="ti st"/>
Amount	Description
<input type="text" value="100.00 UAE DIRHAM"/>	<input type="text" value="rta"/>


ENTER SECRET CODE
VALID FOR ONLY 6 MINUTES


Remaining Time:05:29

7. Transaction completed successfully
(Share the Secret code and reference number received on your mobile with the recipient and advise him/her to visit the nearest DIB ATM)


بنك دبي الإسلامي | altDubai Islamic Bank | alt

MENU SECURITY SETTINGS FAVORITES HELP CONTACT CHARGES LOG OUT

RELATIONSHIP SUMMARY PAYMENTS TRANSFERS TOOLS 

 E-mail has been sent.

Remit to ATM



Your transaction is submitted successfully

Reference Number

[MAKE A NEW TRANSFER](#)

Transaction Receipt

E-receipt has been sent to your registered email ID already. To send or download again, use below option.

Email ID: [SEND](#) [PRINT](#)